



HIGH SPEED SANDER

- A. Craftsman® High Speed Sander**
- 4, 5 or 6-in. pad diameter.
 - 18,000 strokes per minute.
 - 4.3 average CFM rating; 1/4-in. air inlet NPT. Wt. 2 lbs.
- 009-19965



DUAL ACTION SANDER

- B. Craftsman Dual Action Sander**
- 10 1/2-in. length; 6-in. pad diameter.
 - 10,000 strokes per minute.
 - Dual action for swirl-free finish; 3.1 average CFM rating. Wt. 3.5 lbs.
- 009-19976



PALM SANDER

- C. Craftsman Palm Sander**
- Built-in air regulator; 6-in. pad.
 - 12,000 strokes per minute.
 - 3.1 average CFM rating; 1/4-in. air inlet NPT; vacuum ready. Wt. 2.2 lbs.
- 009-19960

AIR DRIVEN POWER, FAST
 Craftsman® brand offers a huge selection



DIE GRINDER KIT



ANGLE GRINDER



STRAIGHT DIE GRINDER



RIGHT-ANGLE DIE GRINDER



CUT-OFF TOOL



- D. Craftsman Professional® Continuous Flow Grease Gun**
- Heavy-duty spring-and-piston design allows self-priming and continuous flow.
 - Loads three ways: 14-oz. cartridge, bulk-filled, or canister-filled.
 - Balanced head design; 40:1 output ratio with 2400 to 6000 lbs. output pressure; 1.0 SCFM @ 90 psi. Warranted.* Wt. 3.48 lbs.
- 009-19959

- Catalog/Online EXCLUSIVE
- E. Craftsman 1/4-Inch Die Grinder Kit**
- 1/2-hp motor develops up to 20,000 rpm.
 - Includes 7 carbide bits and case.
 - Rear exhaust. Wt. 3 lbs.
- 009-19025

- F. Craftsman 5-Inch Angle Grinder**
- 3/4-hp motor provides up to 13,500 rpm.
 - Accepts 4 1/2 to 5-in. grinding wheels.
 - 12.0 SCFM @ 90 psi; 1/4-in. air inlet. Wt. 4.9 lbs.
- 009-19911

- G. Craftsman 1/4-Inch Straight Die Grinder**
- 20,000 rpm.
 - 4.0 SCFM air consumption.
 - 1/4-in. air inlet NPT. Wt. 1.4 lbs.
- 009-19952
- 3-Piece Carbide Bur Set**
- 009-16046 Wt. 0.28 lb.

- H. Craftsman 1/4-Inch Right-Angle Die Grinder**
- 20,000 rpm.
 - 3.7 SCFM air consumption.
 - 1/4-in. air inlet NPT.
 - 5:4 gear reduction for higher torque. Wt. 1.1 lbs.
- 009-19951
- 2-Inch Sanding Disc Assortment**
- 009-19410 Wt. 0.25 lb.

- J. Craftsman Cut-Off Tool with 2 7/8-Inch Wheel**
- Clear shield; 20,000 rpm.
 - 4.5 SCFM air consumption.
 - 1/4-in. air inlet NPT. Wt. 1.75 lbs.
- 009-19953
- Cut-Off Wheels, 6-Pack**
- 009-18834 Wt. 0.25 lb.

K



3/8-INCH DRILL

K. Craftsman 3/8-Inch Reversible Drill

- 2200 rpm.
- 3.3 average CFM rating.
- 1/4-in. air inlet NPT. Wt. 2.1 lbs.

009-19950

L



IMPACT HAMMER

L. Craftsman Impact Hammer

- Low-weight composite design.
- 3.2 SCFM; 3000 bpm.
- 1/4-in. air inlet NPT. Wt. 3.25 lbs.


009-19897

4-Piece Chisel Set
009-18687 Wt. 1.4 lbs.

& PROFESSIONAL of the right automotive tools



M



M. Craftsman Single Shot Lube Gun

- Heavy-duty spring-and-piston design allows self-priming.
- Loads three ways: 14-oz. cartridge, bulk-filled, or canister-filled.
- Balanced head design; 40:1 output ratio with 2400 to 6000 lbs. output pressure; 1.0 SCFM @ 90 psi. Warranted.*

Wt. 3.4 lbs.

009-19958

N



N. Craftsman High Volume Low Pressure Gravity-Feed Spray Gun

- Designed for high output and low overspray; features die-cast alloy gun body with stainless steel inlet and needle, 20-oz. feed cup, 1.5-mm fluid tip, and adjustable fluid and spray controls with setting markers.

• Requires 8.5 SCFM @ 40 psi; includes air regulator with gauge. Wt. 3 lbs.
009-15531



P



P. Craftsman Automotive Spray Gun

- Get glass-smooth finishes with this non-bleeder-type gun.
- Features machined brass external air cap and hardened steel fluid tip for longer life.

• 7.0 SCFM @ 40 psi. Wt. 2.93 lbs.

009-15535

Q



Q. Craftsman High Volume Low Pressure Spray Gun

- Operates with minimal overspray; tip openings and needles have been enlarged.
- Spray cap has more and larger holes to create a high-volume, low-pressure spray.

• One-quart capacity; requires 7.0 SCFM @ 40 psi. Warranted.* Wt. 4 lbs.
009-15519

1/2-INCH DRILL



R



3/8-INCH DRILL



S



3/8-INCH RIGHT-ANGLE DRILL



T



CRAFTSMAN

Catalog/Online EXCLUSIVE

R. Craftsman Professional® 1/2-Inch One Touch Drill

- One-touch forward/reverse.
- 84 in.lbs. torque; delivers 800 rpm.
- Comfortable pistol grip; thru-handle exhaust.
- 4.0 SCFM @ 90 psi; 1/4-in. air inlet. Wt. 4 lbs.

009-19912

Catalog/Online EXCLUSIVE

S. Craftsman Professional 3/8-Inch One Touch Reversible Drill

- 1/2-hp motor delivers up to 1800 rpm.
- 35 in.lbs. torque; thru-handle exhaust.
- 4.0 SCFM @ 90 psi; 1/4-in. air inlet; keyless chuck.

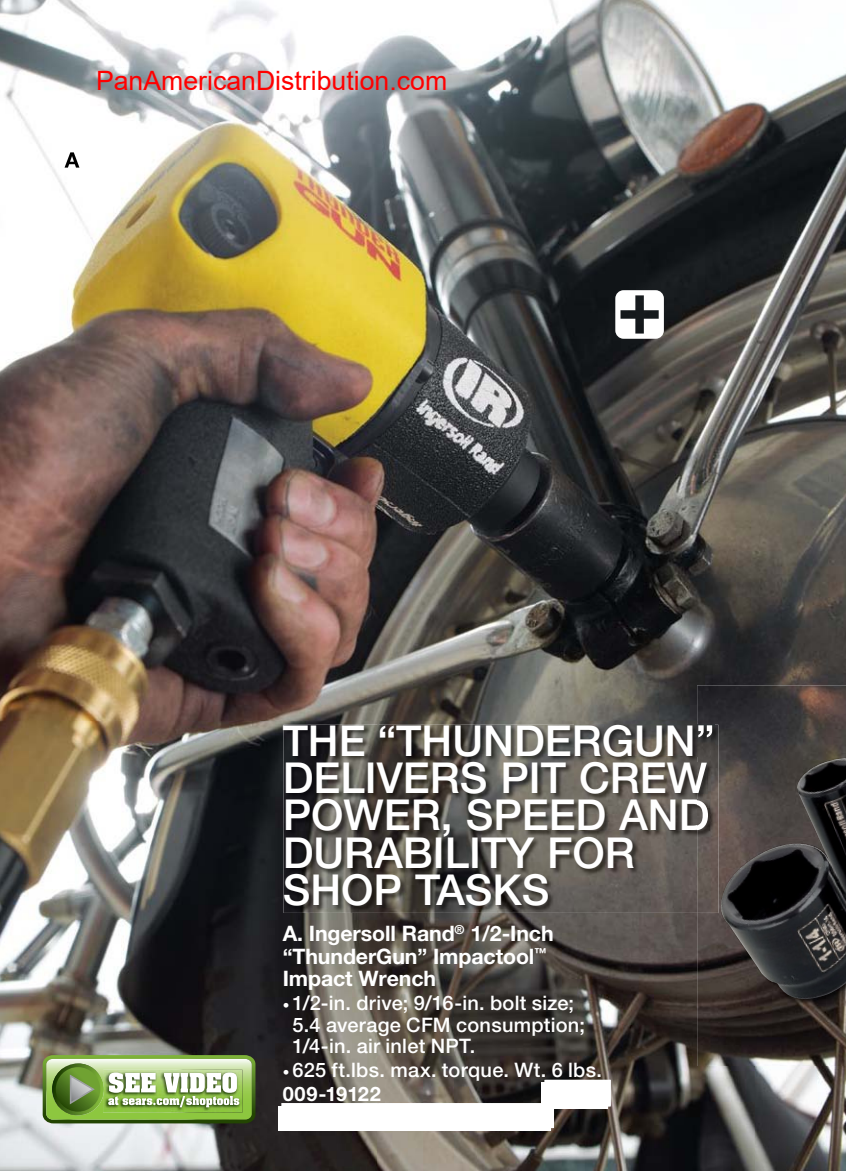
Wt. 2.6 lbs.
009-19904

Catalog/Online EXCLUSIVE

T. Craftsman 3/8-Inch Right Angle Reversible Drill

- 1/2-hp motor delivers up to 1800 rpm.
- 36 in.lbs. torque; thru-handle exhaust.
- 5.0 SCFM @ 90 psi; 1/4-in. air inlet; keyless chuck.

Wt. 2.66 lbs.
009-18514



THE "THUNDERGUN" DELIVERS PIT CREW POWER, SPEED AND DURABILITY FOR SHOP TASKS

A. Ingersoll Rand® 1/2-Inch "ThunderGun" Impactool™ Impact Wrench
 • 1/2-in. drive; 9/16-in. bolt size;
 • 5.4 average CFM consumption;
 • 1/4-in. air inlet NPT.
 • 625 ft.lbs. max. torque. Wt. 6 lbs.
 009-19122

SEE VIDEO
at sears.com/shopertools



EASY TO READ

Catalog/Online EXCLUSIVE

B. Ingersoll Rand® 86-Piece Mega Impact Socket Set
 • 6-point 3/8-inch drive sockets include: eight inch (5/16 thru 3/4 in.), eight metric (9 thru 19 mm), eight inch deep (5/16 thru 3/4 in.), and eight metric deep (9 thru 19 mm).
 • 1/2-drive sizes include: 18 inch (7/16 thru 1 1/4 in.), 14 metric (10 thru 27 mm), 13 inch deep (7/16 thru 1 1/4 in.), and 14 metric deep (10 thru 27 mm). Wt. 28 lbs.
 009-19580

1/2-INCH WRENCH



C
+

Catalog/Online EXCLUSIVE
C. Ingersoll Rand® 1/2-Inch Impactool™ Impact Wrench
 • 1/2-in. drive; 1/2-in. bolt size;
 • 4.3 average CFM consumption;
 • 1/4-in. air inlet NPT.
 • 450 ft.lbs. max. torque. Wt. 5.3 lbs.
 009-19289

1/2-INCH WRENCH



D
+

D. Ingersoll Rand® 1/2-Inch Quiet Impactool™ Impact Wrench
 • 1/2-in. drive; 9/16-in. bolt size;
 • 5 average CFM consumption;
 • 1/4-in. air inlet NPT.
 • 600 ft.lbs. max. torque. Wt. 4.6 lbs.
 009-19274

3/8-INCH RATCHET



E
+

E. Ingersoll Rand® 3/8-Inch High Power Air Ratchet
 • 3/8-in. drive/chuck/collet.
 • 76 ft.lbs. free-speed rpm max. torque; 4 average CFM consumption.
 • 1/4-in. air inlet NPT; 12-in. length.
 Wt. 3.3 lbs.
 009-18821

DIE GRINDER KIT



includes accessories

Catalog/Online EXCLUSIVE
F. Ingersoll Rand® Die Grinder Kit
 • Includes angle die grinder and straight die grinder, five grinding stones, and 2-in. quick-change backing pad.
 • Three 2-in. surface conditioning discs, three 3-in. surface conditioning discs, three 3-in. sanding discs, and two wrenches.
 • Model 3109GK. Wt. 13 lbs.
 009-19559

*Warranted, see page 134a.

Catalog/Online EXCLUSIVE

G. **new** EMAX® 7.5-hp

Single-Phase Voltage Rotary Screw Compressor

- Innovative Air Force Technology provides single phase drive system.
 - Programmable PLC controller monitors temperature, oil level and filtration.
 - Precision engineered rotary air end. Easy-access oil filters and separators need no tools to change.
 - 45 CFM; 150 max. psi.
 - Variable speed drive capability.
 - 10-year limited warranty.* Wt. 900 lbs.
- 009-28647

Catalog/Online EXCLUSIVE

H. **new** EMAX® 7.5-hp 80-Gallon Single-Phase Two Stage Air Compressor

- Cast iron, 1750 rpm TEFC motor is dust and waterproof for extended life.
 - Quiet 600 rpm two-stage oil lube pump.
 - Ram-Tek steel concentric disc valves.
 - Adjustable belt tensioner, auto drain and continuous-run features.
 - 26 CFM; 175 max. psi.
 - 5-year limited warranty.* Wt. 750 lbs.
- 009-28609



SINGLE PHASE POWER!

Email: panamericandistribution@gmail.com

SEE MORE EMAX TOOLS AND COMPRESSORS AT SEARS.COM



air drive tools

EXPERIENCE THE IMPACT

Ingersoll Rand®, EMAX® & Florida Pneumatic® offer power & price



Catalog/Online EXCLUSIVE

J. **new** EMAX® Industrial Professional 4-Piece Air Tool Kit

- Includes 1/2-in. impact wrench, 1/4-in. die grinder, 3/8-in. ratchet wrench, and air hammer with 5 chisels.
 - Designed with the professional in mind.
 - Limited Lifetime Warranty.* Wt. 17 lbs.
- 009-29148



Catalog/Online EXCLUSIVE

K. Florida Pneumatic® 3/8-Inch Composite Impact Wrench

- 320 ft.lbs.; 12,000 rpm.
 - Model FP-747. Wt. 2.8 lbs.
- 009-80725



Catalog/Online EXCLUSIVE

L. Florida Pneumatic® 1/2-Inch Super Ratchet

- Provides 95 ft.lbs. of torque with a patented sealed head design to withstand the toughest jobs.
 - Features 360-degree rotational exhaust, 200 rpm free speed and a soft touch grip.
 - Model FP-729A. Wt. 3.75 lbs.
- 009-81040

Catalog/Online EXCLUSIVE

M. Florida Pneumatic® 1-Inch Impact Wrench

- Provides 1900 ft.lbs. of torque and 4000 rpm free speed.
 - Model FP-797. Wt. 19.5 lbs.
- 009-81039

PanAmericanDistribution.com

Get the Latest Price. sears.com/shoptools

Email: panamericandistribution@gmail.com



80-GALLON



G
+

A
+



A. Craftsman® Retractable Air Hose Reel

- Levelwind technology system automatically layers the hose evenly across the reel to ensure smooth and easy operating.
 - Includes 3/8-in. x 50-ft. hose. Wt. 22.25 lbs.
- 009-16340

B
+



B. Craftsman Hose Reel

- Retractable air hose reel comes with 30-ft., 300-psi hose.
 - Features swivel wall mounting for 180-degree use.
 - Made from high impact polypropylene. Wt. 13.1 lbs.
- 009-16349



C. Craftsman 3/8-Inch x 50-Foot Air Hose Reel

- Designed for portability; features a manual hose-layering guide to help eliminate tangles.
 - Features mounting bracket, support legs and swivel. Wt. 21 lbs.
- 009-16347

CRAFTSMAN®

PROFESSIONAL

MORE AIR

amazing ways to

27-GALLON

OIL-LUBE COMPRESSORS

- Ideal for professional applications.
- More durable.
- Run more quietly.



J

+

K

25-GALLON

+

60-GALLON

+

CRAFTSMAN PROFESSIONAL® AIR COMPRESSORS

Catalog Number	Description	Running HP	Tank Gal.	Volts/Phase	SCFM @ 40 PSI	SCFM @ 90 PSI	Max. PSI	Dimensions, L x W x H in.	Air NPT Outlet, in.	Weight, lbs.	Includes
G. 009-16477	80-gal. 2-stage vertical tank oil lube air compressor	5.4	80	230/1	14.1 (@ 100 psi)	13.5 (@ 175 psi)	175	34.5 x 31.5 x 76.5	3/4	471	2 pre-attached air hose/air tool holders
H. 009-16476	60-gal. vertical tank oil lube air compressor	3.1	60	230/1	12.9	11.3	150	31.5 x 27.5 x 71	3/8	234	2 pre-attached air hose/air tool holders
J. 009-16474	27-gal. vertical tank oil lube air compressor	1.9	27	120/240/1	7.2	5.8	150	27 x 24 x 48.5	1/4	162	n/a
K. 009-16475	25-gal. horizontal tank oil lube air compressor	1.9	25	120/240/1	7.2	5.8	150	41.25 x 24 x 34	1/4	165	n/a



INCLUDES 9-PC. ACCESSORY KIT

D. Craftsman Heavy-Duty Air Line Filter/Regulator with Gauge

- Features adjustable locking regulator, full flow ports and easy-to-read water indicator.
- 3/8-in. NPT input and output, and two 3/8-in. to 1/4-in. reducers.
- Rated to 175 psi. Wt. 2.25 lbs.

E. Craftsman 1/4-Inch Universal Coupler Kit

- Quick connect and disconnect for fast air tool changes.
- Reduced wear on threaded fittings.
- Accepts industrial, automotive and ARO studs. Wt. 0.18 lb.

F. Craftsman 12-Gallon Vertical Oil-Lube Air Compressor

- Takes up less space than regular horizontal air compressors.
- 125 max. psi; 2.4 scfm @ 90 psi.
- Includes 9-piece accessory kit with 25-foot coil hose.

POWER OPTIONS
fix things fast



drive tools



OIL-FREE COMPRESSORS

- Ideal for home use.
- Lighter and more portable.
- Less maintenance.



N & P INCLUDE 9-PC. ACCESSORY KIT

CRAFTSMAN® AIR COMPRESSORS

	Catalog Number	Description	Running HP	Tank Gal.	Volts/Phase	SCFM @ 40 PSI	SCFM @ 90 PSI	Max. PSI	Dimensions, L x W x H in.	Air NPT Outlet, in.	Weight, lbs.	Includes
L.	009-16472	33-gal. vertical tank oil-free air compressor	1.6	33	120/1	6.3	5.1	150	23.75 x 24.5 x 51	1/4	149	n/a
M.	009-16473	33-gal. horizontal tank oil-free air compressor	1.6	33	120/1	6.3	5.1	150	41.5 x 22.75 x 36.5	1/4	145	n/a
N.	009-16642	20-gal. vertical tank oil-free air compressor	1.5	20	120	5.1	3.8	150	22.6 x 18.5 x 43.0	1/4	90	9-pc. Accessory Kit w/ 25-ft. PVC hose
P.	009-16643	20-gal. horizontal tank oil-free air compressor	1.5	20	120	5.1	3.8	150	38.3 x 15.1 x 30.8	1/4	90	9-pc. Accessory Kit w/ 25-ft. PVC hose

**A. Ingersoll Rand®
Single-Stage 2-hp
20-Gallon Garage Mate
Air Compressor**

- Designed for professionals and serious do-it-yourselfers.
- 5.5 SCFM @ 90 psi; 135 max. psi.
- Model P1.5IU-A9. Wt. 200 lbs.
- 009-89225

**MAXIMUM PSI
FOR GREATER
STORAGE
CAPABILITIES**

20-GALLON



**B. Ingersoll Rand®
Two-Stage 5-hp
60-Gallon Vertical
Air Compressor**

- 100% cast iron construction; 15,000+ hour pump life.
- 14.8 SCFM @ 90 psi; 175 max. psi.
- Model 2340L5-V. Wt. 400 lbs.
- 009-18298



**C. Ingersoll Rand®
Single-Stage 5-hp
60-Gallon Vertical
Air Compressor**

- 100% continuous duty for the toughest applications.
- 18 SCFM @ 90 psi; 135 max. psi.
- Model SS5L5. Wt. 310 lbs.
- 009-19261

YOU NAME THE JOB, WE'VE GOT
Compressors, tools and kits get any



D new

includes accessories



Catalog/Online EXCLUSIVE

D. new Speedway 77-Piece Home and Garage Air Force Kit

- 1.5-hp compressor with 115 max. psi; 8-gallon tank; cast iron pump.
- Air and hand tools nail, grind, cut, de-burr and assemble.
- 2-in-1 die grinder/cut-off tool with 15 wheels; LED safety glasses.
- 6.3 SCFM @ 40 psi; 4.4 SCFM @ 90 psi. Wt. 87.45 lbs.
- 009-02734



E new

includes accessories



Catalog/Online EXCLUSIVE

E. new Speedway 2-hp 20-Gallon Compressor and Air Tool Kit

- Contains everything you need to get started on jobs large or small.
- Oil lubricated pump for longer life; solid cast-iron cylinder.
- 7.7 SCFM @ 40 psi; 6.3 SCFM @ 90 psi; 125 max. psi. Model 8463. Wt. 25 lbs.
- 009-02968

1.5-hp 15-Gallon Vertical Compressor
009-29680 Wt. 20.45 lbs.



F new



includes accessories

Catalog/Online EXCLUSIVE

F. new Speedway 74-Piece Air Tool Kit

- Includes high performance air tools for home and garage projects that demand more.
- Storage case system organizes all 74 pieces.
- 90 max. psi. Model 8974. Wt. 20.9 lbs.
- 009-29681



Catalog/Online EXCLUSIVE
**G. Campbell Hausfeld®
 Two Stage 5-hp 80-Gallon
 Air Compressor**

- Built for high demand applications.
- Features cast iron pump and fully packaged features to simplify operation and maintenance.
- 17.2 SCFM @ 90 psi, 16.6 SCFM @ 175 psi; 175 max. psi. Model CE7050FP. Wt. 540 lbs. 009-81112

Catalog/Online EXCLUSIVE
**H. Campbell Hausfeld®
 3-hp 60-Gallon Oil Lube Shop
 Air Compressor**

- Ideal for workshop or garage.
- Features cast iron, oil lubricated pump.
- 10.2 SCFM @ 90 psi; 135 max. psi. Model VT6275. Wt. 251 lbs. 009-88719

Catalog/Online EXCLUSIVE
**J. Campbell Hausfeld®
 26-Gallon Portable
 Air Compressor**

- Ideal for workshop or garage.
- Features cast iron, oil lubricated pump.
- 5.5 SCFM @ 90 psi; 125 max. psi. Model VT6233. Wt. 175 lbs. 009-81117

**DELUXE
 CAMPBELL
 HAUSFELD®
 CE7050FP**

- After Cooler—cools the compressed air and removes moisture.
- Low Oil Guard—shuts down compressor if level is too low.
- Digital Hour Meter—displays operating hours to easily monitor maintenance intervals.
- Auto Tank Drain—drains condensation from tank.

Catalog/Online EXCLUSIVE
**8-Gallon Horizontal Oil Lube
 Air Compressor**
 Model HL540193D1.
 009-81118 Wt. 86.4 lbs.

Catalog/Online EXCLUSIVE
**K. new Campbell Hausfeld®
 Inflation and Fastening
 6-Gallon Air Compressor
 with 4-Nailer Kit**

- Ideal for finish and trim jobs; 150 max psi; includes 2 1/2-in. 16-gauge finish nailer, 2-in. brad nailer, pin nailer, 1/4-in. crown stapler, 50-ft. hose, nails, staples and more.
- Model MW2500096AV. Wt. 58 lbs. 009-29646




60-GALLON

THE AIR POWER project off the ground



Catalog/Online EXCLUSIVE
**L. Professional Woodworker
 2-Gallon Twin Stack
 Compressor with Nailer Kit**

- Quiet oil-free compressor delivers 100 max. psi; on-board nailer storage.
- 1 1/4-inch brad nailer with 360-degree exhaust.
- Includes 25-ft. recoil hose and 6-piece accessory kit. Wt. 34.72 lbs. 009-27338



Catalog/Online EXCLUSIVE
**M. Professional Woodworker
 18-Gauge Brad Nailer and
 Narrow Crown Stapler Combo**

- 60–100 psi operating range with 360-degree air exhaust tools.
- Magazine includes quick-release side load and sight window.
- Single-firing security system and internal contact safety. Wt. 6.17 lbs. 009-27339



Catalog/Online EXCLUSIVE
**N. Scheppach® 1.3-hp
 Portable Compressor**

- Compact, lightweight unit hangs on wall.
- Delivers 1.85 SCFM @ 40 psi, 0.8 SCFM @ 90 psi.
- Portable unit with handle makes it perfect for inflating car and bike tires. Wt. 14.5 lbs. 009-24985



26-GALLON



6-GALLON

air drive tools

FREEMAN® PROFESSIONAL PNEUMATIC NAILERS

- Tips have extra rust and corrosion resistance.
- Anodized aluminum cylinders provide better adhesion for lubricants, paint primers and glues.
- Teflon O-Rings result in less wear on cylinders.



All Freeman items on this page are Catalog/Online EXCLUSIVE

A. Freeman® 21-Degree Full Head Framing Nailer

- 360° adjustable exhaust; one piece driver blade.
- Anodized aluminum cylinder and aluminum rail (magazine); finger depth adjustment.
- Includes oil, goggles, wrenches and case. Model PFR2190. Wt. 8.4 lbs. 009-27262



CONSTRUCTION FRAMING

B DOORS AND CABINET FRAMES



B. Freeman® 15-Gauge 34-Degree Angle Finish Nailer

- Same features as A. Model PFN1564. Wt. 4.75 lbs. 009-27263



FURNITURE TRIM

finger depth adjustment



PICTURE FRAMES

D. Freeman® 18-Gauge 2-Inch Brad Nailer

- Same features as C. Model PBR50. Wt. 2.75 lbs. 009-27268

E. Freeman® 18-Gauge 1 1/4-Inch Narrow Crown Stapler


- 360° adjustable exhaust, one piece driver blade.
- Anodized aluminum cylinder and aluminum rail (magazine).
- Includes oil, goggles, wrenches, air filter and anti-dust cap. Model PST9032. Wt. 2.5 lbs. 009-27286



CRAFTS

F. Freeman® Nailer Combo Kit

- Includes PBR50 2-Inch Brad Nailer and PP123 1-Inch Pin Nail Gun.
- Includes ANSI goggles, lubricating oil, hex wrenches and canvas bag.
- Also external color box, 1000 ea. brad nails and pin nails. Model PPPBRCK. Wt. 8.69 lbs. 009-27295



COMBO KIT

includes case

EASY TO FINISH IT FAST

PanAmericanDistribution.com

Email: panamericandistribution@gmail.com

make fast work of any carpentry project



Catalog/Online EXCLUSIVE

G. Hitachi 2-Inch 18-Gauge Brad Nailer

- Accepts 5/8 up to 2-in. 18-gauge fasteners.
- Selective actuation allows the user to select bump fire or contact fire modes with a simple flip of a switch.
- Only 2.2 lbs., this nailer is lightweight and well-balanced, making it easy to use all day long. Model NT50AE2. Wt. 5.1 lbs.

009-25041



Catalog/Online EXCLUSIVE

H. Hitachi 1 1/2-Inch Narrow Crown Stapler

- Lightweight and well balanced for easier finishing work.
- Flip fire switch to select sequential or bump fire actuation; 360° adjustable exhaust.
- Model N3804AB3. Wt. 5.2 lbs.

009-25026



Catalog/Online EXCLUSIVE

J. Hitachi 3 1/2-Inch Full Round Head Framing Nailer

- Accepts 2 in. up to 3 1/2 in. plastic collated framing nails.
- Selective actuation allows quick transitions between sequential and contact nailing.
- Model NP90AEPR. Wt. 13.9 lbs.

009-25031

HITACHI



K

Catalog/Online EXCLUSIVE

K. Hitachi 1 3/4-Inch Coil Roofing Nailer

- Side loading magazine, convenient and easy for quick replenishment.
- Tool-less depth of drive dial for different nailing applications; lightweight & balanced.
- Model NV45AB2. Wt. 6.6 lbs.

009-25050



L

Catalog/Online EXCLUSIVE

L. Hitachi 2 1/2-Inch, 15-Gauge Angled Finish Nailer with Air Duster

- Integrated air duster clears away dust and debris from work surface for nailing.
- Tool-less depth of drive; selective actuation switch; incredibly lightweight.
- Model NT65MA4. Wt. 8.6 lbs.

009-02505

Catalog/Online EXCLUSIVE

M. Hitachi 4-Gallon Portable Electric Twin Stack Air Compressor

- 13-amp direct-drive induction motor delivers 1.35 running hp and develops 135 max. psi, 90 psi @ 3 CFM and 100 psi @ 2.8 CFM.
- Features thermal overload protection, locking regulator, and quick coupler for fast tool changes. Wt. 188.5 lbs.

009-81749

TWIN-STACK ELECTRIC



M



N

GAS POWERED

Catalog/Online EXCLUSIVE

N. Hitachi 5.5-hp Gas Engine Powered Air Compressor

- Base plate integrated control panel.
- Oversized oil level sight glass for easy monitoring. Model EC2510E. Wt. 62 lbs.

009-25025



PanAmericanDistribution.com
AIR TOOLS ONLINE

Email: panamericandistribution@gmail.com
Get the Latest Price. sears.com/shoptools

air drive tools

AIR COMPRESSORS MAKE



A accessories



C accessories



D accessories



4-GALLON

6-GALLON

1.5-GALLON

4-GALLON

CRAFTSMAN® AIR COMPRESSORS

	Catalog Number	Description	Brand	Running HP	Tank Gal.	Volts/Phase	SCFM @ 40 PSI	SCFM @ 90 PSI	Max. PSI	Dimensions, In. L x W x H	Air NPT Outlet, in.	Weight, lbs.	Includes
A.	009-16638	4-Gallon oil lube twin stack w/ detachable dolly	Craftsman	1	4	120	3.7	2.4	125	20.0 x 20.47 x 25.91	1/4	84	9-pc. Accessory Kit w/ 25-ft. PVC hose
B.	009-15216	6-Gallon oil-free pancake	Craftsman	0.8	6	120	3.7	2.6	150	—	1/4	44	—
C.	009-15309	1.5-Gallon portable	Craftsman	—	1.5	120	—	2.0	150	—	1/4	25	8-pc. Accessory Kit w/ 25-ft. coil hose
D.	009-15215	4-Gallon oil-free pancake	Craftsman	0.75	4	120	2.7	1.7	125	8.11 x 16.14 x 20.08	1/4	40	9-pc. Accessory Kit w/ 25-ft. PVC hose
E.	009-15310	3-Gallon horizontal oil lube	Craftsman	1	3	120	3.7	2.4	125	19.0 x 9.0 x 19.0	1/4	38	9-pc. Accessory Kit w/ 25-ft. coil hose
F.	009-16639	7-Gallon horizontal oil lube	Craftsman	1	7	120	3.7	2.4	125	28.25 x 11.25 x 24.75	1/4	70	9-pc. Accessory Kit w/ 25-ft. coil hose
G.	009-16636	5-Gallon horizontal oil lube w/ detachable dolly and telescoping handle	Craftsman	1	5	120	3.7	2.4	125	20.28 x 20.28 x 27.68	1/4	75	9-pc. Accessory Kit w/ 25-ft. coil hose



H. Craftsman® Tire Inflator with Gauge
 • Perfect for inflating car, light truck and bicycle tires.
 • In-line gauge can be read while adding air.
 • 90 max. psi. Wt. 1 lb.
 009-16388



J. Craftsman 20-Piece Compressor Accessory Kit
 • Includes 2 NPT threaded couplers, 2 female and 3 male 1/4-in. plugs, one male, one female 1/4-in. connector.
 • Blow gun with safety/rubber nozzles and adaptor, 3 inflation needles, tire gauge with dual chuck, non-stick tape and 25-ft. 1/4-in. hose. Wt. 2.4 lbs.
 009-16191



K. Craftsman 3/8-Inch x 50-Foot Air Hose
 • Made from the highest quality reinforced PVC and virgin vinyl materials; oil/abrasion resistant.
 • Solid brass, 1/4-in. NPT fittings. Wt. 4.9 lbs.
 009-16110



L. Craftsman 3/8-In. x 50-Foot Heavy-Duty Air Hose
 • 300 psi working pressure.
 • 1200 bursting strength with 1/4-in. male/female brass fittings.
 • Swivel ends. Wt. 8 lbs.
 009-16113

TOUGH TASKS A BREEZE

PanAmericanDistribution.com

Email: panamericandistribution@gmail.com



air drive tools

M new FRAMING NAILER



N new FRAMING NAILER



P ROOFING NAILER



FINISHING NAILER



NAILER/STAPLER



STAPLER



NAILER



U. Craftsman 3-Piece Magnesium Pneumatic Tool Kit with Storage Bag

- Magnesium bodies furnish a powerful, lightweight tool to reduce fatigue.
- Includes 16-gauge finish nailer, 18-gauge brad nailer and 18-gauge, 1/4-in. crown stapler.
- With fasteners, hose connector and heavy-duty storage bag. Wt. 11.5 lbs. 009-16853

CRAFTSMAN NAILERS AND FINISHERS

	Catalog Number	Gun Body Housing	Shank Diameter or Gauge	Tool Wt., lbs.	Adj. Depth	Fastener Range	Fasteners Included	Operating Pressure	SCFM @ 90 PSI	Case	Shipping Weight	Features
M.	009-18178	Magnesium	0.113-0.131 in.	3.6	—	2 to 3 1/2 in.	—	70-110 psi	2.21	—	7.6 lbs.	Includes nailer; 4mm allen wrench; air tool oil.
N.	009-18179	Magnesium	0.113-0.131 in.	3.5	—	2 to 3 1/2 in.	—	70-110 psi	2.21	—	7.3 lbs.	360-degree directional exhaust; metal trigger for long-lasting durability.
P.	009-18180	Magnesium	0.12	3.6	Yes	3/4 to 1 3/4 in.	No	70-110 psi	1.05	Yes	7.6 lbs.	Magazine capacity is 120 nails, enough to secure one bundle of shingles; tool-less adjustable shingle guide
Q.	009-18175	Magnesium	16	3.4	Yes	3/4 to 2 1/2 in.	No	70-110 psi	1.41	No	6.5 lbs.	Quick-release nose; 360° exhaust
R.	009-18174	Magnesium	18 Ga. 1/4-in. Crown/18 Ga. Brad	2.6	Yes	5/8 to 1 1/2 in.	Yes	60-100 psi	0.94	Yes	6 lbs.	Quick-release nose cover to easily clear jams; drives both staples and nails; oil-less
S.	009-18170	Magnesium	20, 1/2-in. Crown	2.4	Yes	3/8 to 1 in.	Yes	60-100 psi	0.85	Yes	6.6 lbs.	1/2-in. crown staples; sequential or "bounce" fire operation; oil-less
T.	009-18172	Magnesium	18	2.6	Yes	5/8 to 2 1/8 in.	Yes	60-100 psi	0.94	Yes	6 lbs.	Sequential or "bounce" fire operation; oil-less

PanAmericanDistribution.com

shopyourway rewards Email: panamericandistribution@gmail.com join now. earn today. it's free.

WHY SEARS FOR

garage

**LARGE SELECTION,
BIG BRANDS,
BEST VALUES**

**CUSTOM STORAGE,
ULTIMATE ORGANIZATION,
TONS OF OPTIONS**



A new +



B new

A, B, D & E. Craftsman® Tool Chests

- Designed for the most demanding professional work environments.
- Steel cage construction and GRIPATCH® drawer latching system.
- Industrial grade ball-bearing drawer slides hold up to 200 lbs. per drawer.

A. new Craftsman 46-Inch 10-Drawer Top Chest
 • 46W x 24D x 24 1/2H in. Wt. 340 lbs.
 009-29149N◆

B. new Craftsman 46-Inch 13-Drawer Bottom Cart
 • 6 x 2-in. casters support up to 2600 lbs.
 • 46W x 24D x 42 1/2H in. Wt. 431 lbs.
 009-02915N◆

Catalog/Online EXCLUSIVE

C. new Craftsman® Side Locker
 • Mounts to either side of Craftsman combo A & B or D & E.
 • Four adjustable drawers; lockable and reversible door with pegboard piercings.
 • 18 1/2W x 21D x 59 1/4H in. Wt. 164 lbs.
 009-29216N◆

D. Craftsman 36-Inch 5-Drawer Top Chest
 • 36W x 21D x 24 1/2H in. Wt. 210 lbs.
 009-81337N◆

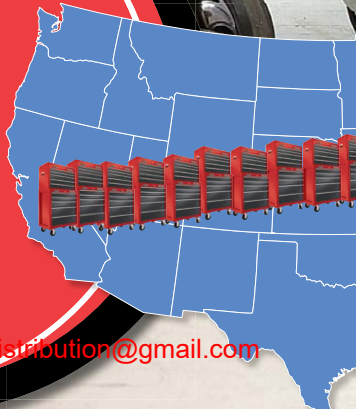
E. Craftsman 36-Inch 7-Drawer Bottom Cart
 • 6 x 2-in. casters support up to 2600 lbs.
 • 36W x 21D x 42 1/2H in. Wt. 308 lbs.
 009-81338N◆

C new



DID YOU KNOW?

Craftsman tool chests sold at Sears in the last five years could be lined up from Los Angeles to New York City.



storage

garage storage

“What is most impressive at Sears is the variety of storage solutions that they carry. In my auto shop, I have a Montezuma Crossover Tool Chest, which lays out sockets and wrenches for fast access—plus the chest itself is very mobile, which makes it easy to move from car to car. As time is always a factor for me, this saves me money in my small business. I appreciate the help of the Sears Blue Tool Crew when looking for the storage I need.”



DANNY BRENNAN
auto repair shop owner

SEE PAGE 155
FOR THIS INNOVATIVE CRAFTSMAN® CROSSOVER STORAGE




BASIC TO HEAVY-DUTY STORAGE

SEE PAGES 152-162



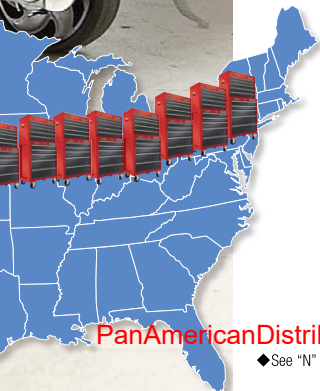
SPECIALTY STORAGE

SEE PAGES 163-175



GARAGE ORGANIZATION/STORAGE

SEE PAGES 176-191





8 must see, inn CONTOUR—

BUILT-IN POWER STRIP PUTS ENERGY WHERE YOU NEED IT

PEGBOARD & HOOKS FOR QUICK POWER TOOL ACCESS

A

B

43-INCH CONTOUR POWER STORAGE COMBO

all new +

C

D

28-INCH CONTOUR STORAGE COMBO

CAN YOUR STORAGE DO THIS?



A and B. Craftsman® 10-Drawer, 43-Inch Contour Power Storage Combo

- Organizes hand tools, air tools and power tools.
- Deep open front till for fast access with built-in power strip for charging cordless power tools.
- Adjustable shelf in cabinet locker; ball-bearing drawer slides.

A. Craftsman 5-Drawer, 43-Inch Contour Power Top Chest

- 12,159 cu. in. of storage.
- 15 3/4-in. drawer depth.
- 42 1/2W x 17 3/4D x 25 1/2H in.
- Wt. 138.9 lbs.▼
- 009-29685 Black

B. Craftsman 5-Drawer, 43-Inch Contour Power Roller Cabinet

- 12,544 cu. in. of storage.
- 15 3/4-in. drawer depth.
- 43 1/4W x 18 1/8D x 35H in.
- Wt. 176.4 lbs.▼
- 009-29686 Black

C and D. Craftsman® 8-Drawer, 28-Inch Contour Storage Combo

- Compliments any workspace or storage area.
- Black wrinkle scratch-resistant powder coat paint job.
- Ball-bearing drawer slides; heavy duty casters.

C. Craftsman 4-Drawer, 28-Inch Contour Top Chest

- 4,984 cu. in. of storage.
- 15 3/4-in. drawer depth.
- 27 3/4W x 17 3/4D x 18 3/4H in.
- Wt. 77.2 lbs.
- 009-29683 Black

D. Craftsman 4-Drawer, 28-Inch Contour Roller Cabinet

- 7,203 cu. in. of storage.
- 15 3/4-in. drawer depth.
- 28 1/4W x 18 1/8D x 34H in.
- Wt. 94.8 lbs.
- 009-29684 Black

must have storage ideas

ovation

UNLIKE ANY STORAGE EVER CREATED



Bryan Willmer

"Over the years, Craftsman has always introduced innovative ideas. I like the sleek design and powder coated finish to these tool chests—all my main tools are in one spot where I can find them.

Learn more about Bryan at sears.com/shoptools

AVAILABLE
MAY 15, 2011
PRE-ORDER
ONLINE NOW!



SNAP THIS CODE WITH YOUR MOBILE DEVICE AND SEE A VIDEO ON BRYAN WILLMER



TEXTURED FINISH
RESISTS
SCRATCHES

CURVED AERODYNAMIC CORNERS
PREVENT
PHYSICAL
DAMAGE



17 HOOKS
STORE MORE
WRENCHES

26-INCH
STADIUM
ORGANIZATION
COMBO



LIFT UP TRAY
PERFECT
SOCKET
ORGANIZATION

E. Craftsman® 26-Inch Stadium Organization Top Chest
• 5,954 cu. in. of storage.
• 26 3/4W x 17D x 18 1/2H in.
Wt. 73.3 lbs.▼
009-29687

F. Craftsman 6-Drawer, 26-Inch Roller Cabinet
• 9,231 cu. in. of storage.
• 15 3/4-in. drawer depth.
• 26 3/4W x 18 1/8D x 40 3/4H in.
Wt. 135.1 lbs.
009-29688

E and F. Craftsman® 6-Drawer, 26-Inch Stadium Organization Combo

- Top chest with 16-gauge steel construction, fully welded seams and secure latching.
- Holds over 90 drive sockets in 1/2, 3/8 or 1/4-inch sizes.
- With 6 drawers, trays, cubbie storage and more.



BASIC STORAGE

Value driven storage for general duty tools, perfect for first time homeowners. 1-year limited warranty.*

SELECT DESIGNED



BASIC STORAGE

- for simple storage
- drawers hold up to 25 lbs. each
- supports up to 500 lbs.

14-DRAWER



A GREAT VALUE ON THIS BASIC STORAGE WITH BALL-BEARING DRAWER SLIDES

A. Craftsman® 5-Drawer Top Chest

- Ball-bearing drawer slides.
- 3,767 cu. in. of storage.
- 10 3/4-in. drawer depth.
- 26W x 12D x 17 1/4H in.
- Wt. 37 lbs.

009-25911

B. Craftsman 2-Drawer Middle Chest

- Ball-bearing drawer slides.
- 1,918 cu. in. of storage.
- 10 3/4-in. drawer depth.
- 26W x 12D x 11 1/2H in.
- Wt. 33 lbs.

009-25913

C. Craftsman 4-Drawer Bottom Chest

- Ball-bearing drawer slides.
- 8,306 cu. in. of storage.
- 16 1/2-in. drawer depth.
- 26 1/2W x 18D x 32 1/2H in.
- Wt. 64 lbs.

009-25912N

FROM FOUR STORAGE LEVELS TO ORGANIZE IT ALL FOR YOU

PanAmericanDistribution.com

Email: panamericandistribution@gmail.com

basic storage

HEAVY-DUTY STORAGE

- for a more durable storage solution
- better drawer strength at 50 lbs.
- supports up to 600 lbs.

SEE PAGES 158–159



PREMIUM HEAVY-DUTY STORAGE

- GRIPLATCH® drawer retention system
- store virtually anything with 70 lb. drawers
- supports up to 1000 lbs.

SEE PAGES 160–162



SPECIALTY STORAGE

- custom made for special storage or organization
- industrial storage
- utility carts
- portability
- truck storage

SEE PAGES 163–175



CRAFTSMAN®

D–H. 14- and 8-DRAWER BASIC STORAGE

D. Craftsman 7-Drawer Basic Top Chest

- 3,767 cu. in. of storage.
- 10 3/4-in. drawer depth.
- 26W x 12D x 17 1/4H in. Wt. 40 lbs.

009-12731
Platinum/Black

E. Craftsman 2-Drawer Basic Middle Chest

- 1,918 cu. in. of storage.
- 10 3/4-in. drawer depth.
- 26W x 12D x 11 1/2H in. Wt. 21 lbs.

009-12732
Platinum/Black

F. Craftsman 5-Drawer Basic Bottom Chest

- 8,343 cu. in. of storage.
- 16 1/2-in. drawer depth.
- 26 1/2W x 18D x 32 1/2H in. Wt. 67 lbs.

009-12733N◆
Platinum/Black

G. Craftsman 4-Drawer Basic Top Chest

- 3,350 cu. in. of storage.
- 10 3/4-in. drawer depth.
- 26W x 12D x 15 1/4H in. Wt. 33 lbs.

009-12728
Platinum/Black

H. Craftsman 4-Drawer Basic Bottom Chest

- 8,306 cu. in. of storage.
- 16 1/2-in. drawer depth.
- 26 1/2W x 18D x 32 1/2H in. Wt. 64 lbs.

009-12729N◆
Platinum/Black

FOR THE PRO OR HOME

Choose finishes, drawer combos or



CUSTOMIZE YOUR STORAGE WITH ADD-ONS



A 2-SHELF SIDE CHEST



B 6-DRAWER SIDE CHEST



C 2-DRAWER MIDDLE CHEST



D 3-DRAWER MIDDLE CHEST



E 6-DRAWER SIDE CADDY



40-INCH

ADDITIONAL STORAGE OPTIONS


A. 2-Shelf Side Chest Catalog/Online EXCLUSIVE	B. 6-Drawer Side Chest Catalog/Online EXCLUSIVE	C. 2-Drawer Middle Chest	D. 3-Drawer Middle Chest	E. 6-Drawer Side Caddy Catalog/Online EXCLUSIVE
17 3/4W x 10 1/2D x 29 1/4H in.	15 3/4W x 18D x 35 1/4H in.	26 1/2W x 16D x 10 1/4H in.	26 1/2W x 12D x 12 1/4H in.	7 7/8W x 12D x 15 1/8H in.
4,956 cu. in. of storage	5,649 cu. in. of storage	2,023 cu. in. of storage	1,968 cu. in. of storage	868 cu. in. of storage
Mount to either side of any Craftsman bottom chest Shelves adjust at 3-in. intervals Wt. 38 lbs.	Drawer depth 16 1/2 in. Mount to either side of a 40-in. or taller Craftsman bottom chest Wt. 85 lbs.	Drawer depth 14 5/8 in. Fit between any Craftsman 26-in. wide top and bottom chest Wt. 38 lbs.	Drawer depth 10 3/4 in. Fit between any Craftsman 12-in. deep top chest and 26 in. bottom chest Wt. 36 lbs.	Drawer depth 10 3/4 in. Mount to either side of any Craftsman bottom chest Quiet Glide® drawer slides Wt. 24 lbs.
009-81314 -Red/Black 009-61918 -Black 009-65763 -Red 009-81315 -Platinum/Black	009-81335 -Red/Black 009-82559 -Black 009-82560 -Red 009-82564 -Platinum/Black	009-12736 -Red/Black 009-62028 -Black 009-87739 -Red 009-87742 -Platinum/Black	009-62022 -Red/Black 009-61807 -Black 009-87733 -Red 009-87736 -Platinum/Black	009-65142 -Red/Black 009-61916 -Black 009-61913 -Red 009-81313 -Platinum/Black

40-INCH WIDE TOOL CHESTS

F. 8-Drawer Top Chest	G. 14-Drawer Bottom Cart
40 1/2W x 16D x 19 3/4H in.	40 3/4W x 18D x 40 3/4H in.
9,434 cu. in. of storage	16,362 cu. in. of storage
Drawer depth 14 5/8 in. Cover stay Wt. 125 lbs.	Drawer depth 16 1/2 in. Exclusive I-Frame® construction Wt. 260 lbs.
009-13287N♦ -Red/Black 009-82547N♦ -Black 009-82550N♦ -Red 009-82552N♦ -Platinum/Black	009-13288N♦ -Red/Black 009-82548N♦ -Black 009-82551N♦ -Red 009-82553N♦ -Platinum/Black



P. Craftsman® Bottom Chest Drawer Trays
 • Includes three trays with small, medium and large receptacles.
 • Fits all 22 1/2W x 16 1/2D x 3H-in. drawers.
 Wt. 2.2 lbs.▼
 009-65297



Q. Craftsman Top Chest Drawer Tray
 • Eleven receptacles hold small items.
 • Fits all 22 1/2W x 10 3/4D x 2H-in. drawers. Wt. 0.5 lb.▼
 009-65296



R. Craftsman Drawer Divider System
 • Organize up to 3 top chest drawers or 2 bottom chest drawers.
 • Slotted foam dividers hold up to 19 wrenches.
 • Easy installation with no holes to drill. Wt. 0.7 lb.▼
 009-65397

WORKSPACE

accessories for your layout

PanAmericanDistribution.com

HEAVY-DUTY STORAGE

Email: panamericandistribution@gmail.com

Our best selling storage line is anchored by rugged ball-bearing drawers. 3-year limited warranty.*



26 INCH UNITS



12-DRAWER



10-DRAWER UNITS

CHOOSE YOUR FINISH



26-INCH WIDE TOOL CHESTS

H. 6-Drawer Top Chest	J. 6-Drawer Bottom Chest	K. 5-Drawer Top Chest	L. 5-Drawer Bottom Chest	M. 6-Drawer Top Chest	N. 4-Drawer Bottom Chest
26W x 16D x 19 3/4H in.	26 1/2W x 18D x 40 3/4H in.	26W x 16D x 19 3/4H in.	26 1/2W x 18D x 33 3/4H in.	26W x 12D x 15 3/8H in.	26 1/2W x 18D x 33 3/4H in.
6,116 cu. in. of storage	10,781 cu. in. of storage	6,095 cu. in. of storage	8,434 cu. in. of storage	3,458 cu. in. of storage	8,513 cu. in. of storage
Drawer depth 14 5/8 in.	Drawer depth 16 1/2 in.	Drawer depth 14 5/8 in.	Drawer depth 16 1/2 in.	Drawer depth 10 3/4 in.	Drawer depth 16 1/2 in.
Two narrow drawers for small parts Wt. 81 lbs.	Exclusive I-Frame® construction Wt. 152 lbs.	Cover stay Wt. 79 lbs.	Exclusive I-Frame® construction Wt. 118 lbs.	Locking security drawer Wt. 65 lbs.	Exclusive I-Frame® construction Wt. 103 lbs.
009-12735 -Red/Black 009-82576 -Black 009-82573 -Red 009-82578 -Platinum/Black	009-12737N♦ -Red/Black 009-82577N♦ -Black 009-82574N♦ -Red 009-82580N♦ -Platinum/Black	009-13990 -Red/Black 009-62026 -Black 009-87738 -Red 009-87741 -Platinum/Black	009-13620N♦ -Red/Black 009-62027N♦ -Black 009-87740N♦ -Red 009-87743N♦ -Platinum/Black	009-62020 -Red/Black 009-61805 -Black 009-87732 -Red 009-87735 -Platinum/Black	009-62021N♦ -Red/Black 009-61809N♦ -Black 009-87734N♦ -Red 009-87737N♦ -Platinum/Black

ACCESSORIES TO OUTFIT YOUR STORAGE




S

S. Craftsman 6 x 2-Inch Caster Set

- 2 fixed; 2 swivel/locking.
- Use on any Craftsman 40-in. or wider cart.
- Increase load rating to 2500 lbs. Wt. 15 lbs.

009-65207
5 x 2-Inch Caster Set
 (without Craftsman logo)
 009-65276 Wt. 10 lbs.




T

T. Craftsman Open Weave Liner Roll

- Roll of material can be cut to fit any need.
- Prevents tools from sliding in drawers.
- 22 1/8W x 85 1/2L in. Wt. 1 lb.▼

009-65514
Foam Liner Roll
 009-65502 Wt. 1 lb.



U

U. Craftsman Top Mat

- Black protective mat for the surface of any 26-in. wide Craftsman bottom chest.
- Diamond embossed pattern.
- 26 1/4W x 17 3/4L in. Wt. 1.7 lbs.▼

009-65660

*Warranted, see page 134a

♦ See "N" suffix note on page 134a.

▼ Accessories/props not included.

shopyourway
rewards

Email: panamericandistribution@gmail.com
 join now. earn today. it's free.

heavy-duty storage

THE BEST SHOPS USE THE

Ball-bearing, smooth gliding



**52-INCH
23-DRAWER**



**40-INCH
22-DRAWER**


Accessories/props not included.

CHOOSE YOUR FINISH


STANDARD



black



red



red/black



platinum/black




midnight blue

PREMIUM



stainless steel



yellow

- E. Craftsman® Non-Slip Drawer Liner Roll**
- Keeps tools in place and protects tools and drawers.
 - 22 1/8W x 85 1/2L in. Wt. 1 lb.▼
 - 009-65514 24.99



**Sears
BLUE
TOOL
CREW**



E

**Over 30,000 tools,
collect them all.**
sears.com/tools
Call now!
1-877-4BLUCRW

52-INCH WIDE TOOL CHESTS	
A. 9-Drawer Top Chest	B. 14-Drawer Bottom Cart
52W x 16D x 19 3/4H in. 12,218 cu. in. of storage Drawer depth 14 5/8 in. Two cover stays Stainless Steel is 18D in.	52W x 18D x 41 1/2H in. 20,952 cu. in. of storage Drawer depth 16 1/2 in. 1/2-in. thick MDF worksurface Exclusive I-Frame® construction
Painted Wt. 190 lbs. Stainless Steel Wt. 161 lbs.	Painted Wt. 345 lbs. Stainless Steel Wt. 293 lbs.
Standard Colors	
009-59629N◆ - Black 009-59729N◆ - Red/Black 009-13251N◆ - Red 009-82495N◆ - Platinum/Blk. 009-59381N◆ - Midnight Blue	009-59631N◆ - Black 009-59731N◆ - Red/Black 009-13252N◆ - Red 009-82496N◆ - Platinum/Blk. 009-59382N◆ - Midnight Blue
Premium Finishes	
009-82497N◆ - Yellow 009-82493N◆ - Stainless Steel	009-82498N◆ - Yellow 009-82494N◆ - Stainless Steel

40-INCH WIDE TOOL CHESTS	
C. 8-Drawer Top Chest	D. 14-Drawer Bottom Cart
40 1/2W x 16D x 19 3/4H in. 9,434 cu. in. of storage Drawer depth 14 5/8 in. Security drawer locks independently Stainless Steel is 18D in.	40 3/4W x 18D x 41 1/2H in. 16,362 cu. in. of storage Drawer depth 16 1/2 in. 1/2-in. thick MDF worksurface Exclusive I-Frame® construction
Painted Wt. 141 lbs. Stainless Steel Wt. 115 lbs.	Painted Wt. 260 lbs. Stainless Steel Wt. 230 lbs.
Standard Colors	
009-59623N◆ - Black 009-59723N◆ - Red/Black 009-13626N◆ - Red 009-82505N◆ - Platinum/Blk. 009-59168N◆ - Midnight Blue	009-59624N◆ - Black 009-59724N◆ - Red/Black 009-13628N◆ - Red 009-82506N◆ - Platinum/Blk. 009-59169N◆ - Midnight Blue
Premium Finishes	
009-82507N◆ - Yellow 009-13246N◆ - Stainless Steel	009-82508N◆ - Yellow 009-13244N◆ - Stainless Steel

BEST STORAGE

drawers, premium gauge steel

13-DRAWER



16-DRAWER

40-INCH UNITS

PREMIUM HEAVY-DUTY STORAGE

Griplatch® drawers stay put until you need to open them, then open with ease. 5-year limited warranty.*



CUSTOMIZE YOUR STORAGE WITH ADD-ONS



premium storage

40-INCH WIDE TOOL CHESTS

F. 7-Drawer Top Chest Catalog/Online EXCLUSIVE	G. 6-Drawer Bottom Cart Catalog/Online EXCLUSIVE	H. 5-Drawer Top Chest	J. 11-Drawer Bottom Cart
40 1/2W x 16D x 20 3/4H in. 9,597 cu. in. of storage Drawer depth 14 5/8 in. Full-width bottom drawer Two cover stays Security drawer locks independently Painted Wt. 134 lbs. Stainless Steel Wt. 109 lbs.	40 3/4W x 18D x 41 1/2H in. 17,668 cu. in. of storage Drawer depth 16 1/2 in. 1/2-in. thick MDF worksurface Exclusive I-Frame® construction Painted Wt. 240 lbs. Stainless Steel Wt. 212 lbs.	40 1/2W x 18D x 20H in. 11,017 cu. in. of storage Drawer depth 16 1/2 in. Full-width bottom drawer Two cover stays Security drawer locks independently Painted Wt. 153 lbs. Stainless Steel Wt. 129 lbs.	40 3/4W x 18D x 39 1/4H in. 15,862 cu. in. of storage Drawer depth 16 1/2 in. 1/2-in. thick MDF worksurface Exclusive I-Frame® construction Painted Wt. 240 lbs. Stainless Steel Wt. 212 lbs.
Standard Colors			
009-59621N◆ - Black 009-59721N◆ - Red/Black 009-81286N◆ - Red 009-82499N◆ - Platinum/Black 009-59383N◆ - Midnight Blue	009-59626N◆ - Black 009-59726N◆ - Red/Black 009-81287N◆ - Red 009-82510N◆ - Platinum/Black 009-59387N◆ - Midnight Blue	009-13630N◆ - Black 009-13636N◆ - Red/Black 009-13635N◆ - Red 009-13495N◆ - Platinum/Black 009-13632N◆ - Midnight Blue	009-13629N◆ - Black 009-13637N◆ - Red/Black 009-13633N◆ - Red 009-13493N◆ - Platinum/Bk. 009-13631N◆ - Midnight Blue
Premium Finishes			
009-82501N◆ - Yellow —	009-82513N◆ - Yellow —	009-13499N◆ - Yellow 009-10595N◆ - Stainless Steel	009-13497N◆ - Yellow 009-10600N◆ - Stainless Steel

ADDITIONAL STORAGE OPTIONS

K. Full-Height 4-Drawer Side Locker Catalog/Online EXCLUSIVE	L. 6-Drawer Side Chest	M. 1-Drawer Middle Chest
16W x 18D x 54 3/4H in. 10,872 cu. in. of storage Drawer depth 16 1/2 in. Mount to either side of a Craftsman top and bottom chest combination Interchangeable drawers Wt. 102 lbs.	15 3/4W x 18D x 35 1/4H in. 5,649 cu. in. of storage Drawer depth 16 1/2 in. Mount to either side of a 40-in. or taller Craftsman bottom chest Painted Wt. 96 lbs. Stainless Steel Wt. 90 lbs.	40 1/2W x 18D x 7 1/2H in. 2,510 cu. in. of storage Drawer depth 16 1/2 in. Fit between any Craftsman 40-in. wide top chest and bottom carts Painted Wt. 52 lbs. Stainless Steel Wt. 48 lbs.
Standard Colors		
009-59605 - Black 009-59705 - Red 009-82503 - Platinum/Black 009-59385 - Midnight Blue <i>Red matches Red/Black and Red storage</i>	009-59602 - Black 009-59702 - Red/Black 009-14120 - Red 009-82515 - Platinum/Black 009-59393 - Midnight Blue	009-59604 - Black 009-59704 - Red/Black 009-13627 - Red 009-82511 - Platinum/Black 009-59388 - Midnight Blue
Premium Finishes		
009-82504 - Yellow —	009-82516 - Yellow 009-14121 - Stainless Steel	009-82514 - Yellow 009-13242 - Stainless Steel

PREMIUM HEAVY-DUTY STORAGE

PanAmericanDistribution.com

Griplatch® drawers stay put until you need to open them with ease. 5-year limited warranty.*



CRAFTSMAN®

Email: panamericandistribution@gmail.com

14-DRAWER

11-DRAWER



E



D



26-INCH UNITS



CUSTOMIZE YOUR STORAGE WITH ADD-ONS

A 3-drawer middle chest



B 4-drawer middle chest



CHOOSE YOUR FINISH

STANDARD



black



red/black



red



platinum/black



midnight blue

PREMIUM



stainless steel



yellow

ADD MORE STORAGE

A. 3-Drawer Middle Chest	B. 4-Drawer Middle Chest Catalog/Online EXCLUSIVE
26 1/2W x 18D x 13 1/4H in.	26 1/2W x 16D x 13 1/4H in.
3,394 cu. in. of storage	2,755 cu. in. of storage
Drawer depth 16 1/2 in. Fit between any Craftsman 26-in. wide top and bottom chest	Drawer depth 14 5/8 in. Fit between any Craftsman 16-in. deep top chest and any bottom chest
Painted Wt. 61 lbs. Stainless Steel Wt. 59 lbs.	Wt. 61 lbs.
Standard Colors	
009-59603 -Black 009-59703 -Red/Black 009-13278 -Red 009-82533 -Platinum/Black 009-59392 -Midnight Blue	009-59601 -Black 009-59701 -Red/Black 009-81299 -Red 009-82519 -Platinum/Black 009-59895 -Midnight Blue
Premium Finishes	
009-82538 -Yellow 009-13253 -Stainless Steel	009-82522 -Yellow

26-INCH WIDE TOOL CHESTS

C. 5-Drawer Top Chest Catalog/Online EXCLUSIVE	D. 6-Drawer Bottom Chest Catalog/Online EXCLUSIVE	E. 6-Drawer Top Chest	F. 8-Drawer Bottom Chest
26W x 16D x 19 3/4H in.	26 1/2W x 18D x 35H in.	26W x 18D x 19 3/4H in.	26 1/2W x 18D x 41 1/4H in.
6,116 cu. in. of storage	8,375 cu. in. of storage	6,826 cu. in. of storage	10,663 cu. in. of storage
Drawer depth 14 5/8 in. Cover stay Stainless steel is 18D in.	Drawer depth 16 1/2 in. 1/2-in. thick MDF worksurface Exclusive I-Frame® construction	Drawer depth 16 1/2 in. Cover stay Extra deep chest for more storage	Drawer depth 16 1/2 in. 1/2-in. thick MDF worksurface Exclusive I-Frame® construction
Painted Wt. 105 lbs. Stainless Steel Wt. 89 lbs.	Painted Wt. 130 lbs. Stainless Steel Wt. 123 lbs.	Painted Wt. 102 lbs. Stainless Steel Wt. 86 lbs.	Painted Wt. 160 lbs. Stainless Steel Wt. 136 lbs.
Standard Colors			
009-59614 -Black 009-59714 -Red/Black 009-81297 -Red 009-82525 -Platinum/Black 009-59891 -Midnight Blue	009-59615N+ -Black 009-59715N+ -Red/Black 009-81298N+ -Red 009-82526N+ -Platinum/Black 009-59892N+ -Midnight Blue	009-59618 -Black 009-59718 -Red/Black 009-13262 -Red 009-82531 -Platinum/Black 009-59389 -Midnight Blue	009-59619N+ -Black 009-59719N+ -Red/Black 009-13280N+ -Red 009-82532N+ -Platinum/Black 009-59894N+ -Midnight Blue
Premium Finishes			
009-82527 -Yellow 009-82489 -Stainless Steel	009-82528N+ -Yellow 009-82490N+ -Stainless Steel	009-82536 -Yellow 009-82491 -Stainless Steel	009-82537N+ -Yellow 009-82492N+ -Stainless Steel

INTRODUCING

EXTREME TOOLS® STORAGE

Professional Toolboxes
& Tool Chests Built
Beyond the Competition.



SPECIALTY STORAGE

Heavy duty construction
for specialized tool
access and organization.



drawers
with tool
catch tray
for quick
tool access

Catalog/Online EXCLUSIVE
G. **new** Extreme Tools®
Portable Workstation™

- Removable socket holders; storage extension trays on drawer fronts; 29-pc. removable drill bit holder.
- Hand tool racks;
- Anti-theft, tubular coded lock and keys.
- Black powder coat finish.
- 32W x 22D x 21 1/5H in. Wt. 200 lbs.▼

009-29678N◆

Catalog/Online EXCLUSIVE
H. **new** Extreme Tools®
Deluxe Tool Cart

- Roller bearing drawers rated 100 lbs. per drawer.
- Black powder coat finish.
- Anti-theft, tubular coded lock and keys; four 5 x 2-in. locking swivel casters; full-width drawer pulls.
- Access to top drawer storage if top is closed.
- 32 1/4W x 22 1/4D x 40 1/2H in. Wt. 210 lbs.▼

009-29679N◆



innovation

power tool
dock for quick
tool access



SNAP THIS CODE
WITH YOUR MOBILE
DEVICE AND SEE
A VIDEO ON THIS
EXTREME TOOL
STORAGE



specialty storage



Catalog/Online EXCLUSIVE
J. Excel 59-Inch Work Bench
with Side Pegboard

- Heavy-duty work station features five ball-bearing drawers with security lock.
- Pull-out side cabinet with built-in peg board.
- 59W x 29 1/2D x 34H in. Wt. 181 lbs.

009-80701N◆

DOUBLE WALL STEEL CONSTRUCTION

Catalog/Online EXCLUSIVE
K . Excel 2-Drawer Adjustable
Metal Tool Cart with Storage

- Extra-heavy gauge construction with powder-coat paint finish.
- Features two ball-bearing drawers with a security lock system; 3 x 1-in. swivel caster wheels; adjustable top tray with rubber mat and lower storage compartment.
- 31 3/4W x 20 1/4D x 33 to 45H in. Wt. 52.6 lbs.

009-80732



59-INCH SURFACE
RESISTS STATIC
ELECTRICITY



MONTEZUMA ELITE STORAGE

- 14-gauge steel frame.
- Durable powder-coat finish.
- Full-extension ball-bearing slides with 250-lb. rating.
- Full-wrap, aluminum drawer pulls and tubular locks.
- Aluminum corner trim.



Catalog/Online EXCLUSIVE
A. Montezuma® 30-Inch, 3-Drawer Elite Side Locker
 • 36,553 cu. in. of storage and measures 19W x 30D x 64H in.
 • Two adjustable shelves and swivel casters. Wt. 340 lbs.
009-81015N ♦ Blue
009-81005N ♦ Black

Catalog/Online EXCLUSIVE
B. Montezuma® 72-Inch Elite Hutch Cabinet
 • 49,590 cu. in. of storage and measures 71 3/8W x 30D x 29H in.
 • Back and side walls have steel pegboard for more storage. Wt. 250 lbs.
009-80996N ♦ Blue
009-80995N ♦ Black

Catalog/Online EXCLUSIVE
C. Montezuma® 72-Inch, 17-Drawer Elite Roller Cabinet
 • 50,650 cu. in. of storage and measures 72W x 30D x 46 1/4H in. with casters.
 • Stainless-steel, embossed surface.
 • Six spring-loaded casters (four swivel). Wt. 1,360 lbs.
009-80991N ♦ Blue
009-80990N ♦ Black

INDUSTRIAL GRADE 14-GAUGE STEEL FRAME

72-INCH



C

WOLF™ STORAGE

Heavy-weight components—top load capabilities

72-INCH



All Catalog/Online EXCLUSIVES
Wolf™ 72-Inch Series Storage

- Top chest can handle up to 1,850 lbs. and has two separate, lockable compartments.
- High charged gas struts let you open with just one finger.
- The 72-in. bottom cart has the extra support of Wolf ball-bearing slide drawers.
- The 48-in. top drawer holds up to 260 lbs., the other 19 up to 130 lbs. each—over 4,600 lbs. (top & bottom) of capacity.
- The optional Wolf Side Locker features large locker, two ball-bearing drawers and a lockable door—handles an additional 300 lbs.



F



F. Wolf™ 72-Inch, 12-Drawer Tool Chest Wt. 755.5 lbs.
009-81344N ♦

G. Wolf™ 72-Inch, 20-Drawer Tool Chest Wt. 1,068.3 lbs.
009-81345N ♦

H. Wolf™ Premium Storage Locker Wt. 254.2 lbs.
009-81346N ♦



56-INCH

Catalog/Online EXCLUSIVE
Wolf™ 56-Inch Tool Chest and Cart
 • 8-in. deep, lockable and “look-able” top storage compartment with mirror.
 • Top chest holds up to 500 lbs. and the bottom an additional 780 lbs. for a total of 1,280 lbs.
J. Wolf™ 56-Inch, 5-Drawer Chest
 • Wt. 320.5 lbs.
009-81342N ♦

ULTIMATE STORAGE



D and E. Montezuma® 36-Inch Crossover™ Tool Storage Combo

- Offers over 21,000 cu. in. of storage.
- Combo measures 36 x 18 1/4 x 62 in. (with casters).
- Drawer dimensions include:
 - four 32 3/8W x 16 3/8D x 2 1/2H in.,
 - one 32 3/8W x 16 3/8D x 5 1/2H in.,
 - one 32 3/8W x 16 3/8D x 8 1/2H in.

Wt. 278 lbs.▼

D. Montezuma® 36-Inch Crossover™ Tool Storage Chest

- Wt. 84 lbs.▼
- 009-81295 Red
- 009-81292 Black

E. Montezuma® 36-Inch Crossover™ Tool Storage Cart

- Wt. 194 lbs.▼
- 009-81296 Red
- 009-81294 Black

Montezuma® 26-Inch Crossover™ Tool Storage Chest Wt. 74 lbs.

- 009-80941 Red
- 009-80943 Black

Montezuma® 26-Inch Crossover™ Tool Storage Cart Wt. 143 lbs.

- 009-80944 Red
- 009-80945 Black

Storage designed for organizational ease, tool visibility and more space!

innovation

socket tray raises on gas springs to access additional tool storage



welded seams, tubular locks

pull-out stainless steel work surface



rugged 16-gauge steel construction



SOLUTIONS

L

35-INCH



SURFACE STORAGE AREA

K. Wolf™ 56-Inch, 10-Drawer Cart

- Wt. 508.8 lbs.
- 009-81343N◆

42-Inch, 5-Drawer Tool Chest

- 009-81340N◆ Wt. 157.5 lbs.

42-Inch, 11-Drawer Tool Cart

- 009-81341N◆ Wt. 275.4 lbs.

Catalog/Online EXCLUSIVE

L. Wolf™ 35-Inch Service Cart

- Store and transport tools in a convenient work station.
- Features a solid, durable worktop, seven 16-in. drawers with top lock.
- 10 removable bins and lockable hooks. Wt. 251 lbs.▼

009-81023N◆



ORDER NOW! WHILE SUPPLIES LAST

Offer valid 8/11/11 - 8/31/11. See page 117 for product details.

BUY any Wolf Storage Unit GET this 148-piece

PREMIUM

superior quality



A 72-INCH



B 41-INCH

VIPER® 304 STAINLESS STEEL STORAGE

Crafted entirely of 304 stainless steel for increased strength and corrosion protection. It's the same material used to build the Gateway Arch in St. Louis!

Catalog/Online EXCLUSIVE

A. Viper 72-Inch, 18-Drawer, Ball-Bearing 304 Stainless Steel Professional Rolling Cart

- 72-in. stainless steel roll-away has 18 drawers.
- Full-length, ball-bearing slides; 250-lbs. rated; stainless steel side handles; 55,261 cu. in. of storage.
- 6 x 2-in. heavy-duty casters.
- 72W x 30D x 37H in. Wt. 983.4 lbs.

009-99923N◆

60-Inch, 11-Drawer, Ball-Bearing 304 Stainless Steel Tool Storage

Wt. 727 lbs.

009-99922N◆

B. Viper 41-Inch, 11-Drawer, Ball-Bearing 304 Stainless Steel Ultimate Tool Box

- Nine drawers measure 23 1/2W x 16 1/2D; two 2H, three 3 1/8H, three 5 1/2H, one 14 1/2H-in.
- Offers 17,293 cu. in. of storage.
- 41W x 18D x 57 1/2H. Wt. 308.7 lbs.▼

009-95225N◆

Catalog/Online EXCLUSIVE
C. new Viper Blak® 3-Drawer, Ball-Bearing Top Chest

- Features ball-bearing slides, drawer liners and coded round Hlock with Blak® key.
- 26W x 12D x 15 1/4H. Wt. 43 lbs.

009-29320

D. new Viper Blak® 5-Drawer, Ball-Bearing Roll-Away

- Features ball-bearing slides, drawer liners and coded round lock with Blak® key.
- 5 x 2-in. heavy-duty casters.
- 26 5/8W x 18 1/2D x 50 1/4H in. Separate prices total Wt. 112.5 lbs.

009-29321◆

Catalog/Online EXCLUSIVE
E and F. The Original Pink Box™ 26-Inch, 8-Drawer, Ball-Bearing Storage Combo

- Features ball-bearing slides, pink drawer liners and coded round lock with pink key.
- 5 x 2-in. heavy-duty casters.
- 26 5/8W x 18 1/2D x 50 1/4H in. Wt. 155.5 lbs.

009-93350N◆

Catalog/Online EXCLUSIVE
E. The Original Pink Box™ 26-Inch, 3-Drawer, Ball-Bearing Tool Chest

- Wt. 43 lbs.

009-87613

F. The Original Pink Box™ 26-Inch, 5-Drawer, Ball-Bearing Rolling Tool Cabinet

- Wt. 112.5 lbs.

009-87614N◆



new

D



E

F

THE ORIGINAL PINK BOX

STAINLESS STEEL

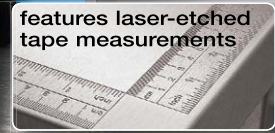
and versatility



Accessories/props not included.



stainless steel worktop



features laser-etched tape measurements

VIPER STAINLESS STEEL MODULAR COMPONENTS Catalog/Online EXCLUSIVE

G. new Viper 304 Stainless Steel Locker	H. Viper 430 Stainless Steel Peg Board	J. Viper 304 Stainless Steel Cabinet	K. Viper 304 Stainless Steel 72-in. Workbench	L. Viper 304 Stainless Steel 4-Drawer Rolling Cabinet	M. Viper 304 Stainless Steel Drawer Unit	N. Viper 304 Stainless Steel Worktop
30W x 18D x 66H in.	36W x 1D x 24H in.	26 1/2W x 18 1/4D x 28 1/2H in.	72W x 26D x 40H in.	26 1/2W x 18 1/4D x 28 1/2H in.	26 1/2W x 18 1/4D x 8 1/4H in.	26 1/8W x 17 1/2D x 1 1/2H in.
—	—	13,783 cu. in. of storage	—	9,500 cu. in. of storage	2,375 cu. in. of storage	—
Store your larger items in style. Features adjustable shelf, heavy-duty casters and coded lock. Model V3066LSS.	Hang tools in style. Stainless steel pegboard features standard hole pattern. Great for offices also. Imported.	Cabinet can be hung on a 300 lb. load wall, bolted together and stacked and/or fitted with casters. Casters not included. Includes one adjustable shelf. Imported.	This workbench is great looking and incredibly durable. Laser-etched tape measurements for quick and easy measuring while working. Imported.	Features 100-lb. load rated ball-bearing slides. Mounted on 4 x 2-in. swivel casters. Casters included. Imported.	Features 100-lb. load rated ball-bearing slides. Bolt to other Viper units to add extra storage. Imported.	Fits most rolling cabinets. 304 stainless top. Laser-etched tape measure feature. Imported.
009-29362	009-62007	009-62003	009-62006N ◆	009-62004N ◆	009-62005	009-62013
Wt. 100 lbs.	Wt. 18 lbs.	Wt. 68 lbs.	Wt. 146 lbs.	Wt. 104 lbs.	Wt. 32 lbs.	Wt. 26 lbs.

specialty storage



◆ P

All Catalog/Online EXCLUSIVE
P thru S. Viper 2-Drawer Ball-Bearing Tool Chests
 • Store virtually anything in these compact, extremely rugged tool chests.
 • Ball-bearing drawer slides and coded cam locks for security.
 • 18W x 11 1/2D x 10H in. Wt. 26 lbs.



◆ Q

Q. Viper 304 Stainless, Ball-Bearing Tool Chest
 • Stainless steel crafted from the same material as fine cutlery.
009-80679



◆ R

R. The Original Lime Box™ Ball-Bearing Tool Chest
 • Lime green powder-coat, with matching lime green drawer liners.
009-80670



◆ S

S. Viper Black, Ball-Bearing Tool Chest
 • Black powder-coated steel.
009-23026



INDESTRUCTIBLE CASES

- Powder-coated aluminum frames.
- TSA-approved locks included with A-E.
- Built to withstand -40°F to +185°F.

ROAD READY


with rugged, easy travel tool kits

PanAmericanDistribution.com


Email: panamericandistribution@gmail.com



REMOVABLE



HINGED



REMOVABLE WING

Accessories/props not included.



CRAFTSMAN® PORTABLE/TRAVEL CASES Catalog/Online EXCLUSIVE

Catalog	Description	Pallet Style	Cart Version	Weight	Dimensions
A. 009-59759	Black with red trim case holds 51 mechanical tools; includes TSA authorized combination lock	Hinged Set	Yes	19.2	18 x 15 x 12
B. 009-59829	Black with red trim slimline case holds 48 mechanical tools; includes TSA authorized combination lock	Hinged Set	Yes	18.75	21.5 x 12.25 x 11
C. 009-59920	Black with red trim jumbo case has 100 sewn pockets plus a complete pallet with sewn elastic so that you can customize unusual shaped tools; includes TSA authorized combination lock	Hinged Set	Yes	36	28 x 22 x 12
D. 009-59805	Black with red trim square case holds 50 mechanical tools; includes TSA authorized combination lock	Hinged Set	Yes	21.6	19 x 19 x 11
E. 009-82870	Black with red trim holds more than 50 general tools plus a pocket to hold 500 gram ball peen hammer and 13-in. half round file; includes TSA authorized combination lock	Hinged Set	Yes	25	21 x 16.5 x 12
F. 009-82871	Yellow electronic carrying case holds 50 tools	2 Removable	No	12	18 x 15 x 10
009-82872	Black color, same features	2 Removable	No	12	18 x 15 x 10
G. 009-82873	Yellow slimline electronic carrying case holds 50 tools	2 Removable	No	12	21.5 x 12.5 x 10
009-82874	Black color, same features	2 Removable	No	12	21.5 x 12.5 x 10
H. 009-59154	Black and electronic tool case holds 70 tools	Winged Set	Yes	19.2	18 x 15 x 12
009-59155	Yellow color, same features	Winged Set	Yes	19.2	18 x 15 x 12
J. 009-95244	Black and super-sized contractor case holds 78 tools	Hinged Set	Yes	29.7	23 x 18 x 12
009-95245	Yellow color, same features	Hinged Set	Yes	29.7	23 x 18 x 12
K. 009-95248	Black 31-in. extra large case holds up to 100 mechanical tools and features 3 additional clear storage pallets	Hinged Set	Yes	28.5	31 x 15 x 12
009-95180	Yellow color, same features	Hinged Set	Yes	28.5	31 x 15 x 12
L. 009-95181	Black master mechanic case holds 74 tools	Hinged Set	Yes	22	25 x 15 x 12
009-95182	Yellow color, same features	Hinged Set	Yes	22	25 x 15 x 12
M.009-81021	Black extra large electronic case holds 52 large and medium size electronic tools	Winged Set	Yes	20	21.5 x 16.5 x 12

MASTER AMERICAN-STYLE RED OAK STORAGE

PanAmericanDistribution.com

Email: panamericandistribution@gmail.com

Genuine hand-crafted hardwood chests and cases

All Gerstner® items on this page are
Catalog/Online EXCLUSIVE

N. Gerstner® International Hobby Chest

- Great for hobbies where space is a premium.
 - Eight drawers and locking front lid protect materials.
 - 20W x 10D x 13 1/2H in. Warranted.* Wt. 23 lbs.
- 009-59658

P. Gerstner® International Hobby Base

- Extended storage for hobbyists.
 - Store all in two half-width, two full width drawers.
 - 21 1/2W x 11D x 9 1/2H in. Warranted.* Wt. 19 lbs.
- 009-83224

Q. Gerstner® International Mini-Roller Storage Bench

- Features felt-lined drawers to reduce tool rusting, and a collapsible side work surface.
 - Metal, full-extension drawer slides are rated for 75 lbs.
 - 23 3/4W x 17D x 33 1/2H in. Warranted.* Wt. 82 lbs.
- 009-80835

R. Gerstner® International Machinist Tool Chest

- 10 drawers offer compartmentalized storage.
 - 24W x 10D x 16 1/4H in. Warranted.* Wt. 33 lbs.
- 009-59657

S. Gerstner® International Machinist Base

- Add storage space to your top box.
 - Four drawers; front locking lid.
 - 25 1/2W x 11 1/2D x 10H in. Warranted.* Wt. 22 lbs.
- 009-61868

T. Gerstner® International Rolling Storage Cabinet

- Top work surface features rubberized, removable mat.
 - Extra large wheels for smooth rolling.
 - Six drawers include top shallow parts drawer that reverses to a work surface; ball-bearing slides.
 - 31W x 20 1/2D x 34 1/2H in. Warranted.* Wt. 115 lbs.
- 009-95102

U. Gerstner® International Motoring Maintenance Case

- Removable top tray is perfect for small items that always go missing—nuts and bolts, mini-flashlights and pocket knives.
 - Fine, red oak display case.
 - 19W x 9 1/4D x 9 1/4H in. Wt. 14 lbs.
- 009-80836

V. Gerstner® International Mini-Max Tool Chest

- Mini size and maximum versatility.
 - Compact; fully-lockable with keys.
 - 10W x 5D x 7 3/4H in. Warranted.* Wt. 6 lbs.
- 009-25889



specialty storage

GERSTNER® RED OAK STORAGE

- Ideal for moisture-free storage of precision tools, hobby items and valuables.
- Tongue-and-groove joinery with chrome-plated hardware.

*Warranted, see page 134a. PanAmericanDistribution.com

◆ See "N" suffix note on page 134a.

shopyourway
rewards

Email: panamericandistribution@gmail.com

join now. earn today. it's free.

SMART & DURABLE ON-THE-GO

A
+

A. Craftsman® 4-Drawer Black Ball-Bearing GRIPLATCH® Utility Cart

- Provides 18,820 cu. in. of storage.
- Two full-width and two split drawers; 3-in. deep bottom shelf.
- 38 3/4W (with handle) x 21 1/4D x 41H in. Wt. 173 lbs.▼
- 009-59756N◆

MAGNETIC HOLDER FOR EASY TOOL ACCESS




C

+



D

+



E

+

TOP GRADE UTILITY CARTS (A & B)

- Ball-bearing drawer slides open smoothly.
- GRIPLATCH® latching system holds drawers closed.
- Rubber bumpers protect surfaces.



B

+

B. Craftsman 3-Drawer Black Ball-Bearing GRIPLATCH® Utility Cart

- One full-width and two split drawers; 3-in. deep bottom shelf.
- 34W (with handle) x 20 1/2D x 36 3/4H in. Wt. 109 lbs.
- 009-59740

C. Craftsman 2-Drawer Ball-Bearing Deluxe Mechanic's Cart

- Ball-bearing drawer slides with "Secure Latch" drawer retention.
- Includes folding side shelf for additional work space.
- 43 1/2W (with side shelf) x 16 1/2D x 35 1/2H in. Wt. 96 lbs.▼
- 009-59355

D. Craftsman Small Plastic Utility Cart

- Lightweight for maneuverability.
- 34 1/2W x 17 1/2D x 33 3/4H in. Wt. 38 lbs.
- 009-59732

Large Plastic Utility Cart

- 40 1/2W x 25 3/4D x 33 3/4H in. Wt. 48 lbs.
- 009-59733

E. Craftsman 2-Tray Service Cart

- Two 3 1/2-in. deep storage trays; hold 200 lbs. per shelf.
- Tubular steel push handle.
- 31W (with handle) x 16D x 33H in. Wt. 32 lbs.
- 009-59238

TOOL STORAGE

PanAmericanDistribution.com

CRAFTSMAN® PORTABLE CHESTS

Email: panamericandistribution@gmail.com

Protect and organize
your tools wherever
you need them.

F RED



G BLACK



TOUGH ENAMEL-
FINISH STEEL

CRAFTSMAN®

FULL-EXTENSION
LOCKING DRAWERS

F. Craftsman 4-Drawer Chest

- 1,840 cu. in. of storage.
- 20 1/2W x 8 1/2D x 14 1/4H in. Wt. 26 lbs.
- 009-61906 Red
- 009-82596 Yellow
- 009-65427 Red/Black
- 009-61904 Midnight Blue
- 009-82594 Platinum/Black
- 009-61905 Black

G. Craftsman 3-Drawer Chest

- 1,588 cu. in. of storage.
- 20 1/2W x 8 1/2D x 12H in. Wt. 19 lbs.
- 009-61902 Red
- 009-82595 Yellow
- 009-65337 Red/Black
- 009-65396 Midnight Blue
- 009-82593 Platinum/Black
- 009-61901 Black

4 OTHER FINISHES AVAILABLE



yellow



red/black



midnight blue



platinum/black

GOOD FOR SMALL TOOLS



H. Craftsman 18-Inch Cantilever Organizer

- Durable construction with metal handle and latches.
- Optimal visibility with tiered storage, removable bins, and clear lid.
- 18L x 9 1/2W x 5 3/4H in. Wt. 5 lbs.
- 009-21111

MORE DURABLE TOOL STORAGE



J. Craftsman 3-Drawer Portable Chest

- 1,788 cu. in. of storage.
- Plastic shell guards against scratching.
- Three steel drawers with compound action slides.
- 23W x 10 1/2D x 13 1/2H in. Wt. 15.6 lbs.
- 009-65628

WHEELED TRANSPORT



K

K. Craftsman SST2 Sit/Stand/Tote

- 5,081 cu. in. of storage.
- 5-in. wheels transport over rough surfaces.
- High-impact polypropylene.
- 36-in. telescoping handle.
- 25W x 17 1/2D x 18H in. Wt. 19 lbs.
- 009-59627

latest
price
online

PanAmericanDistribution.com

Get the Latest Price. sears.com/shoptools

Email: panamericandistribution@gmail.com

specialty storage

DESIGN YOUR WORKBENCH IN

1 CHOOSE A FRAME 6- or 8-ft., red or black

2 CHOOSE A WORKSURFACE 4 to choose from



A 6-foot, red

A. Craftsman® Workbench Frame
 • Leveling feet; 2-in. metal backslash.
 • Requires "B" through "E" worksurface.
6-Foot Frame
 70W x 18 1/8D x 40H in. Wt. 53 lbs.
 009-14929◆ Red
 009-14928◆ Black

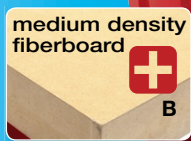
8-Foot Frame
 94W x 18 1/8D x 40H in. Wt. 69 lbs.
 009-14925◆ Red
 009-14940◆ Black



8-foot, black



B. Medium Density Fiberboard (MDF) Worksurface
 009-01496 6-Foot. Wt. 35 lbs.
 009-14963 8-Foot. Wt. 40



C. Butcher Block Worksurface
 009-14961 6-Foot. Wt. 35 lbs.
 009-14965 8-Foot. Wt. 40 lbs.

D. Bamboo Worksurface
 009-14960 6-Foot. Wt. 30 lbs.
 009-14964 8-Foot. Wt. 35 lbs.

E. Stainless Steel Worksurface
 009-14962 6-Foot. Wt. 35 lbs.
 009-14966 8-Foot. Wt. 40 lbs.

OR GET PRE-BUILT & EFFICIENT

L. Craftsman 8-Foot Workbench—Red/Black
 • 96W x 24D x 66 1/4H in.
 Wt. 197 lbs.
 009-14925◆ 8-Foot Frame
 009-14966 Stainless Steel Worksurface
 Shelf Module
 009-14941 8-Foot Backwall
 009-14944 8-Foot Backwall



L 8-FOOT

M. Craftsman 6-Foot Workbench—Black/Platinum
 • 72W x 24D x 66 1/4H in.
 Wt. 196 lbs.
 009-14928◆ 6-Foot Frame
 009-14962 Stainless Steel Worksurface
 009-14927 3-Drawer Module
 009-14943 6-Foot Backwall

N. Craftsman 8-Foot Workbench—Black/Platinum
 • 96W x 24D x 41 1/4H in.
 Wt. 172 lbs.
 009-14940◆ 8-Foot Frame
 009-14965 Butcher Block Worksurface
 009-14927 3-Drawer Module



Sears BLUE TOOL CREW

Don't settle for the standard. Call now!

1-877-4BLUCRW
 Expert tool tips and advice from people who know tools.

4 EASY STEPS

PanAmericanDistribution.com

Email: panamericandistribution@gmail.com

3 ADD STORAGE MODULES

3 to choose from, on either side or both

4 ADD ACCESSORIES

backwall and door kit

SMARTPHONE WITH YOUR MOBILE DEVICE AND SEE A VIDEO ON DESIGNING YOUR OWN WORKBENCH

SEE VIDEO at sears.com/shoptools



F 3-shelf module

F. 3-Shelf Workbench Module
 - Wt. 32 lbs.
 009-14941 Red
 009-14942 Black

G. 3-Drawer Workbench Module
 - Ball-bearing drawer slides. Wt. 63 lbs.
 009-14926 Red/Black
 009-14927 Black/Platinum

H. 5-Drawer Workbench Module
 - Ball-bearing drawer slides. Wt. 63 lbs.
 009-10133 Red/Black
 009-10139 Black/Platinum



J. Workbench Backwall
 K door kit
 front panel

J. Workbench Backwall
 - Mount to "A" workbench frame.
 - Pegboard piercings, fluorescent worklight and 6-outlet power strip.
 009-14943 6-Foot. Wt. 45 lbs.
 009-14944 8-Foot. Wt. 56 lbs.



K. Module Door Kit
 - Fits "F", "G", or "H" storage modules.
 - Keyed lock for security.
 - Front/back panels for dust protection.
 009-14953 Black. Wt. 22 lbs.

WORKBENCHES



workbenches



M **6-FOOT**



N **8-FOOT**

PanAmericanDistribution.com

Get the Latest Price. sears.com/shoptools

Email: panamericandistribution@gmail.com



FanAmericanDistribution.com

THE PINK BOX

A **new**



Catalog/Online EXCLUSIVE

A and B. new Viper Truck Boxes

- Gas struts for easy lid opening.
- Dual side drawers make for easy and quick access.
- Most important items can be accessed without a need to open the entire box.
- Constructed of powder coated steel. Made in USA. Wt. 120 lbs.▼

A. Original Pink Box™ Truck Box

- Stylish pink color. Wt. 120 lbs.▼
- 009-29323 Pink

B. Viper Truck Box

- Sleek black finish. Wt. 120 lbs.▼
- 009-29324 Black

TRUCK STORAGE

Email: panamericandistribution@gmail.com

Durable storage that protects your gear and gives you quick tool access on the move.



SIDE DRAWER

CRAFTSMAN®

Catalog/Online EXCLUSIVE

C. Craftsman® 26-Inch Portable Tool Boxes in Diamond Aluminum

- Innovative portable storage solution displays all your tools at a glance.
- 0.08-inch diamond-pattern aluminum with all-welded seams.
- Weather stripping keeps tools dry.
- Provides 5,667 cu. in. of storage.
- Measures 26W x 17 3/8D x 18 1/2H in. Wt. 47 lbs.▼

- 009-87706 Brite
- 009-87707 Black
- 009-87708 Red



C



FILL IT. MOVE IT.



D



aluminum tread plate



E



F



F

CRAFTSMAN SILVER TREAD, BLACK TREAD AND POWDER-COAT STEEL SERIES TRUCK STORAGE BOXES

- Utilizes the wasted space in the back of a truck or van wheel well.
- Units fit most pickups with bed liners, tonneau covers and caps.
- Mounting plate is easy to install.

CRAFTSMAN®

CRAFTSMAN TRUCK STORAGE CATALOG/ONLINE EXCLUSIVE

Description	Fits Beds	Dimensions W x D x H (in.)	Catalog No.	Wt., lbs.
D. Signature Series Aluminum Tread Plate.				
5-dr., full-size	8-ft.	7 3/4 x 21 3/4 x 18 7/8	009-81302	47
5-dr., full-size	6-ft.	7 3/4 x 18 3/4 x 18 7/8	009-81303	43
E. Signature Series Black Aluminum Tread Exterior.				
5-dr., full-size, Black	8-ft.	7 3/4 x 21 3/4 x 18 7/8	009-81300	47
5-dr., full-size, Black	6-ft.	7 3/4 x 18 3/4 x 18 7/8	009-81301	43
F. All-Steel Powder-Coat Series				
5-dr., full-size, Black	8-ft.	7 3/4 x 21 3/4 x 18 7/8	009-81304	47
5-dr., full-size, Black	6-ft.	7 3/4 x 18 3/4 x 18 7/8	009-81305	43
5-dr., full-size, White	8-ft.	7 3/4 x 21 3/4 x 18 7/8	009-81306	47
5-dr., full-size, White	6-ft.	7 3/4 x 18 3/4 x 18 7/8	009-81307	43

FREE

PanAmericanDistribution.com

SHIPPING

ONLINE ONLY
on all these Delta products
(to continental U.S. destinations)



DELTA

Email: panamericandistribution@gmail.com



KEYED LOCK

BOX LINER



KEEP IT. LOCK IT.



H



Catalog/Online EXCLUSIVE

G. Delta CHAMPION Aluminum Single Lid Crossover

- Delta Champion aluminum crossovers adjustable lid strikers lock the lid down tight.
 - Gas spring raised lid for easy access.
 - Leak proof paddle handles.
 - 71W x 21D x 14 1/4H in. Wt. 53.5 lbs.
- 009-23029

Compact 61W x 20D x 11 1/4H in.
009-23030 Wt. 44.5 lbs.


J



Catalog/Online EXCLUSIVE

J. Delta Aluminum Low-Profile Single Lid Crossover

- Single lid provides easier access to longer cargo.
 - Lid locks and unlocks from the driver's side and opens from either side; bed length, 59 in.
 - 70W x 17D x 14 1/4H in. Wt. 37 lbs.
- 009-23031



K



Catalog/Online EXCLUSIVE

K. Delta Aluminum Trailer Tongue Box

- Deep recessed hinge allows the box to fully open against a rail or trailer wall.
 - Offset gas spring lid lift for easier access.
 - Full weather stripping seals out moisture and dust. 33W x 20 1/2H in. Wt. 24.5 lbs.▼
- 009-23033



L



Catalog/Online EXCLUSIVE

L. Delta 49-Inch Long Aluminum Portable Utility Chest

- Recessed hinge allows lid to fully open when chest is against the bed wall.
 - Full weather stripping and lead-proof handles protect from moisture. 49W x 20D x 18H in. Wt. 43 lbs.
- 009-23032



M



Catalog/Online EXCLUSIVE

M. Delta PRO Aluminum Single Lid Crossover

- Gear-Lock™ self-adjusting locking system for superior security. Reinforced high-strength body.
 - End-counted push buttons provide easy access on either side; bed length, 60 in.
 - 71W x 21D x 17 1/4H in. Wt. 80 lbs.
- 009-23028

PanAmericanDistribution.com

▼ Accessories/props not included.

shopyourway
rewards

Email: panamericandistribution@gmail.com

join now. earn today. it's free.

truck storage

CHOOSE THE GARAGE DOOR

1 CHOOSE A DRIVE TYPE

BELT DRIVE

- Ultra quiet
- Steel reinforced

CHAIN DRIVE

- Heavy-duty
- Good for most garage doors

SCREW DRIVE

- Powerful, solid steel
- Low maintenance

2 CHOOSE A HORSEPOWER

3/4 HP

- Fastest and powerful
- For big, heavy garage doors

1/2 HP

- Standard power
- For most garage doors

SEARS NEXT DAY** PROFESSIONAL INSTALLATION

Save time. Get it done right the first time.

We remove the old opener, install the new one, test it and show you how to use it. 1-year limited warranty.*

Call: 1-800-FOR-MY-HOME

or Go to: services.sears.com/installation

Follow our simple 3-step process.

IT'S NEVER BEEN EASIER!

See page 134a for Home Services Licensing Information.

**Order must be made by 3 p.m. to qualify for next day installation. Installation is available on eligible garage door opener purchases made at Sears. Next day installation excludes holidays and weekends.



1/2-HP CHAIN DRIVE



A. Craftsman® 1/2-hp Chain Drive Garage Door Opener

- Rugged drive systems.
- Two 3-function remote controls.
- Wireless, keyless entry pad; deluxe control panel.
- Safety sensors; supports up to 200W.
- Wt. 39.7 lbs.
- 009-53985

3/4-HP CHAIN DRIVE



B. Craftsman 3/4-hp Chain Drive Garage Door Opener

- 50% more power and 25% faster than our 1/2-hp chain drive garage openers.
- Two 3-function remote controls and wireless, keyless entry pad.
- Deluxe control panel with motion-activated lighting; safety sensors. Wt. 42.2 lbs.
- 009-53990



C



1/2-HP SCREW DRIVE

C. Genie 1/2-hp DirectLift™ Screw Drive Garage Door Opener

- Solid steel screw provides strength and durability; ideal for heavy-use applications.
- Direct Drive system for longer life and reliability.
- Two 3-function remotes; wall console. Wt. 40 lbs.
- 009-53560

D new



1/2-HP BELT DRIVE

D. new Genie 1/2-hp Plus QuietLift 800 Belt Drive Garage Door Opener

- Belt drive system provides extremely quiet operation.
- 1/2-hp Plus motor for powerful, reliable performance.
- Two 3-function remotes; wall console; wireless, keyless entry pad. Wt. 38.4 lbs.
- 009-29695

3 CHOOSE WITH OR WITHOUT BATTERY-BACKUP

NEED MORE HELP CHOOSING THE RIGHT GARAGE DOOR OPENER?



SNAP THIS CODE WITH YOUR MOBILE DEVICE AND GO DIRECTLY TO THE CRAFTSMAN GARAGE DOOR OPENER FINDER

Go to www.garagedooropenerfinder.com

GARAGE DOOR OPENER, DIEHARD® BATTERY BACK UP

- The DieHard® DC Battery Back up is always charged.
- Allows door-control, safety sensors and remote controls to operate on stored battery power for 20 open/close cycles.
- Never worry about a power outage again!



CRAFTSMAN®

innovation

get in your garage even when the power is out



6



PREMIUM BELT DRIVE

E. Craftsman Premium Belt Drive DC-Powered Garage Door Opener with DieHard® Battery Backup

- Motion-activated lighting, wireless/keyless entry pad, safety sensors and anti-burglary coding.
- Power unit, battery, two remotes, rail, hardware and belt. Wt. 38.6 lbs. 009-53918

CHAMBERLAIN®

F. Chamberlain® 1/2-hp Chain Drive Garage Door Opener

- Security+® single-function remote changes code every time the button is pushed.
- Protector System® reversing sensors.
- Illuminated doorbell control button. Wt. 41.6 lbs. 009-90383

G. Chamberlain® 1/2-hp Whisper Belt Drive Garage Door Opener

- Belt drive system for the ultimate in quiet performance.
- Motor Vibration Isolation System, MVIS®, for reduced powerhead vibration.
- Delivers 200W of light with adjustable light time delay.
- Two 3-button remotes, deluxe control panel, and wireless, keyless entry pad. Wt. 41.2 lbs. 009-90348



1/2-HP CHAIN DRIVE



1/2-HP BELT DRIVE



latest price online

Catalog/Online EXCLUSIVE

A. Harley-Davidson® Beauty Table and Stools

- 30D x 43H-in. table features pattern of four classic American Beauties on H-D® motorcycles.
- Table and stools feature nostalgic chrome bases.
- 30-in. high stools with thick foam padded seats that swivel 360 degrees. Wt. 78 lbs. 009-27303



Email: panamericandistribution@gmail.com



A

Ginny

Dottie

Betty

Rita

Catalog/Online EXCLUSIVE

B. Harley-Davidson® Authorized Service Arrow Pub Sign

- Crafted in wood with sculpted details.
- Design features hand-painted accents and distressed print surface.
- 31 1/2W x 8H in. Wt. 5 lbs. 009-27297

Catalog/Online EXCLUSIVE

C. Harley-Davidson® Amercian Beauty Neon Clock

- Features H-D® ROADHOUSE™ graphic of Betty, the original American Beauty.
- Hand bent, neon tube illuminates the graphic and clock face.
- Quartz clock is AA battery operated with UL listed neon power adapter.
- 18W x 14H x 2D in. Wt. 7 lbs. 009-80894

Catalog/Online EXCLUSIVE

D. Harley-Davidson® Oil Can Pub Sign

- Crafted in wood with distressed print surface.
- Features 3-dimensional H-D® oil can and drop.
- 22W x 19H in. Wt. 10 lbs. 009-27296



Manufactured by Ace Product Management Group, Inc. under license from Harley-Davidson Motor Co. ©2011 All Rights Reserved.

Catalog/Online EXCLUSIVE

J. Craftsman® 5-Piece Barbecue Gift Set with Bottle Opener

- Utensils are stainless steel with contoured Craftsman, tool-style grips.
- Set includes BBQ fork, brush, turner, tongs and bottle opener. Wt. 2.38 lbs. 009-41656



ACCESSORIES FOR Harley-Davidson® and Craftsman®

INCLUDES BOTTLE OPENER



K. Craftsman Rolling Mechanic's Seat with Onboard Tool Tray

- Designed for comfort and convenience.
- 14-in. padded seat features rotating vinyl cushion, chrome accents and sturdy frame.
- Includes hydraulic seat adjustment (lift height of 16 to 21 in.), five 3-in. casters (two locking) and 17-in. steel tool tray with 5 removable trays. Warranted.* Wt. 22.5 lbs.▼ 009-51828



L HIGH BACK

L. Craftsman High Back Hydraulic Seat

- Padded, 360-degree swivel seat with unique wrench-design back rest.
- Stool features high-polished chrome frame and footrest with heavy-duty hydraulic cylinder to adjust height from 28 1/2 to 33 in.
- Non-slip, self-leveling feet. Wt. 21 lbs. 009-52833



Sears BLUE TOOL CREW

It's not like asking for directions... call us!

1-877-4BLUCRW Expert tool tips and advice from people who know tools.

PanAmericanDistribution.com 178 sears.com/shop/tools | 1.877.4BLUCRW (425.8279)

Email: panamericandistribution@gmail.com



PanAmericanDistribution.com



+ E



Email: panamericandistribution@gmail.com

Catalog/Online EXCLUSIVE
E. Double Neon Army Clock
 • Graphic features Georgia and her WWII military issue WLA with military star background.
 • Accented with red and white neon tubes; matte black housing.
 • 14W x 3D in. Wt. 6 lbs.
 009-27298

F



Catalog/Online EXCLUSIVE
F. Harley-Davidson® Winged Bar and Shield Mirror
 • Features "Live To Ride, Ride To Live" motto.
 • Set in durable black polystyrene frame.
 • 22 1/2W x 17 1/2H in. Wt. 8 lbs.
 009-27301

+ G



Catalog/Online EXCLUSIVE
G. Harley-Davidson® Pre-Luxe Oil Can Thermometer
 • Vintage-looking, durable metal design with fade-resistant finish.
 • Working Fahrenheit/Celsius thermometer with retro graphics.
 • 5W x 17H in. Wt. 3 lbs.
 009-27302

H



+ +

Catalog/Online EXCLUSIVE
H. Harley-Davidson® Extreme Flames Neon Clock
 • White inner neon tube and red outer neon tube add fiery intensity.
 • Quartz clock movement and UL listed neon power adaptor.
 • 14W x 3D in. Wt. 6 lbs.
 009-81411

garage storage

YOUR MANCAVE STUOLS FEATURE 360-DEGREE SWIVEL SEAT

help complete the scene

Catalog/Online EXCLUSIVE
M. Craftsman Hydraulic Stools
 • Craftsman style with seat back adjustable from 9.6 to 11.2 in.
 • Hydraulic cylinder adjusts seat height from 28 1/2 to 33 in.
 • Swivels 360 degrees; features non-slip adjustable feet for leveling.
 • Six colors available online or in this catalog. Wt. 17.3 lbs.
 009-82598 Neon Orange
 009-52832 Yellow
 009-82941 Red
 009-52828 Blue
 009-61828 Black
 009-52830 Green

N. Craftsman High Top Table
 • Black vinyl-coated table features classic Craftsman logo.
 • High-polished, chrome-finished center post; five-star legs with non-slip feet.
 • Includes 4-piece coaster set.
 • 24W x 24D x 40H in. Wt. 22 lbs.▼
 009-52590

P. Craftsman Coasters
 • Set of four. Wt. 1 lb.
 009-52591



HYDRAULIC STOOLS IN SIX COLORS!



PanAmericanDistribution.com

Email: panamericandistribution@gmail.com

*Warranty: see page 134.
 ▼ Accessories/props not included.

Black stool available in stores.

INTRODUCING

PanAmericanDistribution.com

Email: panamericandistribution@gmail.com

CRAFTSMAN® FLEXIBLE TILE FLOORING

- **Same Craftsman quality:** now in our new professional-grade tile flooring products.
- **Multiple Uses:** garage, deck, patio, laundry room, workshop, exercise room.
- **Easy Installation:** installs in minutes with a utility knife and rubber mallet.
- **Personal Delivery:** to your home or the closest Sears store—your choice.

A. new Craftsman® Flexible Raised Coin Flooring

- Durable, each tile designed for quiet and anti-fatigue surface walking.
- No anchoring or adhesives required; each tile is 18 x 18 x 1/4 in.
- 6 tiles per pack. Wt. 17 lbs.
- 009-25866 Beige
- 009-25869 Black
- 009-02587 Grey
- 009-25873 Red

B. new Craftsman Flexible Vented Flooring

- "Vented" so water runs through the tiles and does not accumulate on surface.
- Water repels away from tires and car.
- 6 tiles per pack. UV protected. Wt. 17 lbs.
- 009-25874 Black
- 009-25875 Grey

C. new Craftsman Trim Kit

- Gives flooring a professional, finished look.
- 14 beveled edge borders and 4 beveled edge corners included in each kit. Wt. 5.5 lbs.
- 009-02578 Beige
- 009-25862 Black
- 009-25863 Grey



7

innovation

universal edges for fast and easy set up



TRUSTED QUALITY

Craftsman® flooring products




D. new Craftsman Garage Tiles

- Professional-grade flooring designed to protect your garage floor from oil, grease and chemicals.
- Each tile is 12 x 12 x 1/2 in.; 40 per box.
- One box covers 40 sq. ft. Wt. 32 lbs.
- 009-61017 Red
- 009-61015 Black
- 009-61016 Platinum
- 009-61018 Beige

Craftsman Trim Kit Lock 3-Inch Edge (10-Pack) Wt. 1.5 lbs. 009-12321 Black

Loop 3-Inch Edge (10-Pack) Wt. 1.5 lbs. 009-12322 Black

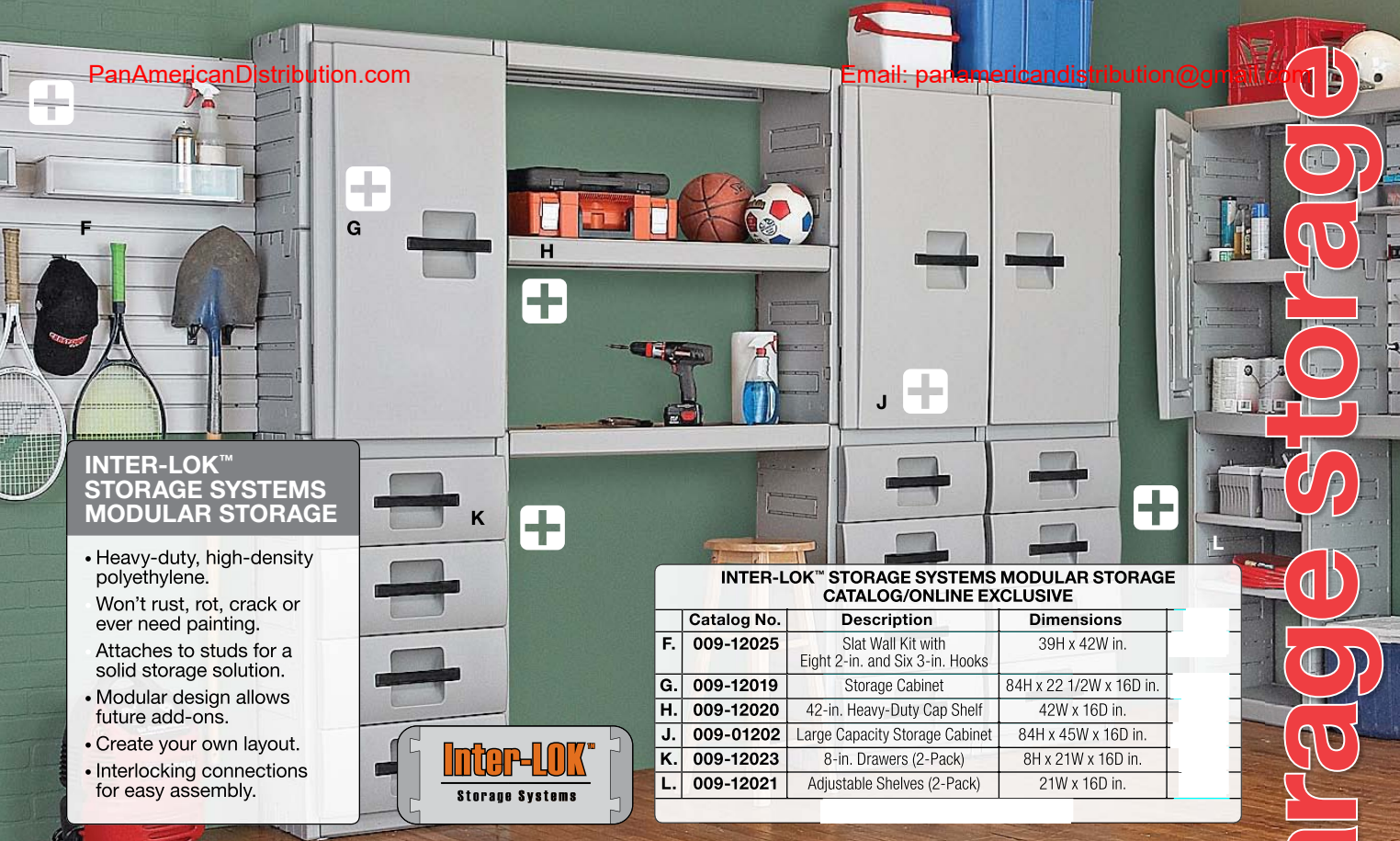
Lock and Loop 3-Inch Edges with Corners (2 of each) Wt. 1.5 lbs. 009-12323 Black



E. Craftsman Anti-Fatigue Shop Mat

- Comforts feet, legs, and back while standing.
- Prevents slipping and falling object damage.
- Use it in workshops, garages, utility rooms, laundry rooms, art studios and more.
- 30 x 60 in. Wt. 8.15 lbs.▼
- 009-12948 Red
- 009-22617 Black

*Warranted, see page 134a.
 ▼ See "N" suffix note on page 134a.
 ▼ Accessories/props not included.



**INTER-LOK™
STORAGE SYSTEMS
MODULAR STORAGE**

- Heavy-duty, high-density polyethylene. Won't rust, rot, crack or ever need painting. Attaches to studs for a solid storage solution.
- Modular design allows future add-ons.
- Create your own layout.
- Interlocking connections for easy assembly.



INTER-LOK™ STORAGE SYSTEMS MODULAR STORAGE CATALOG/ONLINE EXCLUSIVE		
Catalog No.	Description	Dimensions
F. 009-12025	Slat Wall Kit with Eight 2-in. and Six 3-in. Hooks	39H x 42W in.
G. 009-12019	Storage Cabinet	84H x 22 1/2W x 16D in.
H. 009-12020	42-in. Heavy-Duty Cap Shelf	42W x 16D in.
J. 009-01202	Large Capacity Storage Cabinet	84H x 45W x 16D in.
K. 009-12023	8-in. Drawers (2-Pack)	8H x 21W x 16D in.
L. 009-12021	Adjustable Shelves (2-Pack)	21W x 16D in.



evertidy

innovation 8
customizable organizer can be designed to fit your needs



Catalog/Online EXCLUSIVE
M. Evertidy® Smart Tool Organizer System
• Lightweight modular design with 150-lb. capacity.
• Store and find the right tool quickly.
• Includes shelf with special screw storage, basket, paper towel holder, 8 lateral and 2 tool hooks, and more.
Warranted.* Wt. 20 lbs.▼
009-27044N◆

Catalog/Online EXCLUSIVE
N. Evertidy® 46-Inch Laundry Organizer Rail
Hang clothes on dryer rack; close it when you're finished.
• Installs as one 46-in. or two 23-in. rails and dryer racks. Warranted.* Wt. 5.2 lbs.▼
009-81431

Catalog/Online EXCLUSIVE
P. Evertidy® Smart Laundry Organizer
• Features shelf and basket to store all your laundry essentials.
• 150-lb. capacity; includes wall mount, shelf, dry rack, basket, two magnetic lid jars and two utility hooks.
• Warranted.* Wt. 17.5 lbs.▼
009-81429

Catalog/Online EXCLUSIVE
Q. Evertidy® Smart Garden Organizer System
• Bins, sturdy shelf, large basket, multi-usage hooks and a hose holder.
• Crafted with vertical steel supports and horizontal aluminum rods.
• 150-lb. capacity. Warranted.* Wt. 16.5 lbs.▼
009-81430

TRANSFORM YOUR WORKSPACE

PanAmericanDistribution.com

Email: panamericandistribution@gmail.com

with durable, modular, powder-coated storage



Accessories/props not included.

Geneva

AMERICAN MADE GENEVA GARAGE STORAGE CATALOG/ONLINE EXCLUSIVE

A. Geneva Sports Storage Locker	B. Geneva Wall Storage Cabinet	C. Geneva Wall Storage Cabinet	D. Geneva 8-Ft. Heavy-Duty Workbench	E. Geneva Modular 5-Drawer Base Cabinet	F. Geneva Modular 2-Door Base Cabinet	G. Geneva Modular Storage Locker	H. new Geneva Corner Wall Cabinet
30W x 18D x 66H in. 32,400 cu. in.	30W x 15D x 30H in. 13,500 cu. in.	30W x 15D x 19H in. 8,550 cu. in.	96W x 24D x 38H in. 46.6 sq. ft.	28W x 24D x 35H in. 18,816 cu. in.	28W x 24D x 35H in. 18,816 cu. in.	30W x 18D x 66H in. 32,400 cu. in.	22W x 15D x 30H in. 23,500 cu. in.
Four adjustable half shelves and heavy-duty locking casters.	Heavy-duty, 2-point keyed cam-type locking bars. Two adjustable shelves.	Two-door adjustable shelf. Cabinet with heavy-duty 2-point locking system.	Solid maple top workbench with sturdy steel legs and adjustable leg levers to accommodate up to three modular base cabinets.	Five, full-extension ball-bearing drawers. Heavy-duty front-locking casters. Side impact bumpers and recessed side handles.	One fully-adjustable shelf with ball-bearing slides for larger items. Heavy-duty, front-locking swivel casters.	Heavy-duty locking casters. Three adjustable shelves. Recessed side handles. All-welded steel construction.	Eliminates wasted corner space. Two adjustable shelves. Locking piano-hinged doors with recessed handles.
009-95237N ◆ Wt. 146 lbs.	009-95232 Wt. 59 lbs.	009-95240 Wt. 37 lbs.	009-95233N ◆ Wt. 148 lbs.	009-95234N ◆ Wt. 158 lbs.	009-95235N ◆ Wt. 104 lbs.	009-95231N ◆ Wt. 138 lbs.	009-29035 Wt. 65 lbs.



J. Geneva® Project Center with Folding Workbench

- Drop-down door doubles as a 28 x 16-in. work surface; two of four shelves adjustable.
- 30W x 6D x 36H in. Wt. 42 lbs.

009-95243

K. Geneva® Hardwood Maple Top

- Butcher block style top for "E" or "F".
- 27 3/4W x 23 3/4D x 1 1/4-in. thick. Wt. 22 lbs.

009-95242

L. Geneva® Activity Storage Bench

- Features tool and equipment storage under laminated butcher block lid.
- Two hydraulic lifts for safety; security lock.
- 60 1/2L x 18W x 20 1/2H in. Wt. 124 lbs.▼

009-81053N◆

6-Ft. Heavy-Duty Workbench
Wt. 125 lbs.
009-74998N◆

Email: panamericandistribution@gmail.com

PanAmericanDistribution.com

1/5/11.
uct details.



garage storage



PROFESSIONAL GRADE GARAGE STORAGE

- Interior door storage conveniently organizes cleaners, cans and other general supplies.
- Zero clearance doors allow units to be positioned side by side, saving valuable space.
- Locking system secures valuable tools, supplies and chemicals.
- Fully assembled cabinets provide quick and easy setup.



Accessories/props not included.

PRO-GRADE ADVANTAGE

more options, more features, more security

M. Craftsman Professional® Wall Cabinet

- Two adjustable shelves; five welded shelves inside doors; keyed lock.
 - Mounts to "N" backwall, VersaTrack™ Trackwall (see pgs. 184-185), or direct to wall; fully assembled.
 - 8,259 cu. in. of storage. 28W x 12 1/2D x 31H in. Wt. 80 lbs.
- 009-59175

N. Craftsman Professional 5-Foot Backwall

- Mounts to "Q" workbench, metal pegboard storage, holds "M" wall cabinet. Wt. 65 lbs.
- 009-59182

8-Foot Backwall

009-59187 Wt. 102 lbs.

P. Craftsman Professional Tall Floor Cabinet

- Three shelves (two adjustable) and ten welded shelves inside doors.
 - Leveling feet; keyed lock; fully assembled.
 - 48,400 cu. in. of storage. 36W x 21 1/2D x 78H in. Wt. 186 lbs.
- 009-15341N◆

Floor Locker

009-59125N◆ Wt. 171 lbs.

Floor Cabinet

009-59126N◆ Wt. 175 lbs.

Q. Craftsman Professional 5-Foot Workbench

- Legs with pegboard sides and built-in shelves, leveling feet, and 1/2" steel support beam under top.
 - 1-in. thick fiberboard worksurface.
 - Pierced backsplash holds tools.
 - 60W x 24D x 39 3/4H in. Wt. 135 lbs.
- 009-59181N◆

8-Foot Workbench

96W x 24D x 39 3/4H in.
009-59186N◆ Wt. 180 lbs.

R. Craftsman Professional 5-Drawer Mobile Cabinet

- Ball-bearing drawer slides and I-Frame® construction; caster assembly required.
 - 28W x 21 1/2D x 36H in. Wt. 148 lbs.
- 009-59130N◆

get what you want with more ways to pay choose the plan that's right for you.

extra savings plan



save on interest plan



layaway plan

NEW monthly payment plan

see page 134b for details

latest price online

ORGANIZE YOUR STUFF, MAXIMIZE YOUR SPACE

PanAmericanDistribution.com

Email: panamericandistribution@gmail.com

CRAFTSMAN®

versatrack™

Step

1 EMPTY IT OUT

Get your things in categories, tools big and small.



Step

2 SET A GOAL

Plan it. Go to the garage planner at www.craftsman.com and get inspired.



Step

3 GET THE GEAR

The tracks.
The shelves.
The hooks.
The components.



CRAFTSMAN® VERSATRACK™ WALL SYSTEM & ACCESSORIES

- Flexible organization
- Install over drywall or masonry
- Secure accessories with the turn of a knob



A



B



C

A. Craftsman® VersaTrack™ Joiners
• Includes four joiners for seamless end-to-end connection. Wt. 1 lb.
009-10125

B. Craftsman VersaTrack™ End Caps
• Includes four end caps for a finished look. Wt. [] lbs.
009-10128

C. Craftsman VersaTrack™ Trackwall
• Easy to install with two #10 (5mm) flathead screws (not included).
• Can cut to shorter lengths.
• 48W x 5 1/2H in. Wt. 3 lbs.



garage storage



VERSATILE TRACK SOLUTIONS

single track

holds pegboard

CRAFTSMAN VERSATRACK™ ACCESSORIES

Description	Tips	Width	Catalog No.	Description	Tips	Width	Catalog No.	Price
D. Shelf Bracket	Holds shelf above trackwall, leaving storage below shelf; holds "E" wire shelf or 10" wood or laminate shelf	3 1/2 in.	009-14895	K. Narrow Basket	Fill with aerosol cans, bottles, rags, gloves	11 in.	009-10100	
E. Wire Shelf	Use with "D" shelf bracket; two brackets support one shelf or three brackets support two shelves	22 1/2 in.	009-14900	L. Large Hook	Use for extension cords, garden hoses	7 3/4 in.	009-10102	
F. Vertical Bike Hook	Suspend most 12" to 26" bikes	4 3/8 in.	009-14898	M. Outdoor Power Tool Hook	Use with lawn trimmers, leaf blowers, hedge trimmers	4 in.	009-10129	
G. Horizontal Bike Hook	Store most 12" to 26" bikes (two hooks needed)	3 1/2 in.	009-14897	N. Long General Purpose Hook	Hang garden equipment, strollers	4 in.	009-10119	
H. Ball Organizer	Three detachable sections hold golf balls to basketballs	12 3/8 in.	009-01490	P. Ladder Hook	Hang step stools or extension ladders; use two hooks for horizontal ladder	4 in.	009-14896	
J. Short General Purpose Hook	Store lawn equipment, axes, sledge hammers, lawn chairs	3 1/2 in.	009-10118	Q. Curved Pivot Hook	Hang long-handled tools	3 5/8 in.	009-10108	
				R. Standard Double Hook	Organize sporting equipment and toys	3 1/2 in.	009-10117	

Step

4

PULL IT ALL TOGETHER!

The final step to recreate, organize, and complete your transformation.

CRAFTSMAN®

Storage units.
Coordinated shelves.
Cabinets.
Workbenches.
Tool Storage.

SEE VIDEO
at sears.com/stoptools

COORDINATED,
A redesigned workspace

Email: panamericandistribution@gmail.com



**CRAFTSMAN®
SHELVING**

- Industry-leading load rating of 1,000 lbs. per shelf (5,000 lbs. per unit).
- Reversible side brackets mount upward to keep items contained or downward to store extra-wide items.
- Steel construction is resistant to humidity and most household chemicals.

See page 184 for information on the Craftsman VersaTrack™ trackwall system or visit craftsman.com



A-G ALSO IN RED/BLACK



Accessories/props not included.



**Sears
BLUE
TOOL
CREW**

Your innovation destination 24/7.
sears.com/tools
Call now!
1-877-4BLUCRW

ORGANIZED AND DONE!

customized to your needs

PanAmericanDistribution.com

Email: panamericandistribution@gmail.com



garage storage

H and J. new
Craftsman® 9-Drawer Basic Ball-Bearing Tool Chest
 • Ball-bearing drawer slides support 25 lbs. of tools per drawer.
 • 4 x 2-in. casters support up to 500 lbs.
 • Keyed lock and lock bar secure property.

H. Craftsman 5-Drawer Basic Ball-Bearing Top Chest
 3,767 cu. in. capacity. Wt. 37 lbs.
 009-25911 Black

J. Craftsman 4-Drawer Basic Ball-Bearing Bottom Chest
 8,306 cu. in. capacity. Wt. 64 lbs.
 009-25912♦ Black



Accessories/props not included.

52-INCH WIDE TOOL CHESTS

A. Craftsman 48-Inch Wide Shelf	B. Craftsman Floor Cabinet	C. Craftsman 36-Inch Corner Shelf	D. Craftsman Corner Shelf	E. Craftsman Wall Cabinet	F. Craftsman Workbench	G. Craftsman 5-Drawer Workbench Module
48W x 24D x 74H in.	32W x 18D x 74H in.	36W x 18D x 74H in.	45W x 35D x 74H in.	28W x 12D x 28H in.	72W x 24D x 41 1/4H in.	29 1/2W x 18D in.
1 fixed and 4 adjustable shelves Holds up to 1,000 lbs. per shelf 5,000 lb. load rating 5,760 cu. in. of storage Assembly required	1 fixed and 2 adjustable shelves Door latching system Keyed lock Large leveling feet Opening for power cords Assembly required	1 fixed and 4 adjustable shelves Holds up to 1,000 lbs. per shelf 5,000 lb. load rating 3,240 cu. in. of storage Assembly required	1 fixed and 4 adjustable shelves Holds up to 1,000 lbs. per shelf 18-in. deep shelves 5,000 lb. load rating 4,873 cu. in. of storage Assembly required	1 shelf Door latching system Opening for power cords Mounts directly to VersaTrack™, drywall or wall studs Assembly required	1 in. coated fiberboard top with banded edges Full-width backsplash Large leveling feet 1,450 lb. load rating Can be fitted with one or two "G" workbench modules Assembly required	5 ball-bearing drawers Drawer depth 16 1/2 in. Must be used with workbench "F" — can be mounted under either side Includes drawers, slides and one support leg Assembly required
009-14902 -Blk/Platinum 009-14903 -Red/Black	009-10140♦ -Blk/Platinum 009-10134♦ -Red/Black	009-14901 -Blk/Platinum 009-14907 -Red/Black	009-14904 -Blk/Platinum 009-14905 -Red/Black	009-10135 -Blk/Platinum 009-10131 -Red/Black	009-10138♦ -Blk/Platinum 009-10132♦ -Red/Black	009-10139 -Blk/Platinum 009-10133 -Red/Black
Wt. 93 lbs.	Wt. 126 lbs.	Wt. 63 lbs.	Wt. 90 lbs.	Wt. 45 lbs.	Wt. 100 lbs.	Wt. 63 lbs.

PanAmericanDistribution.com

♦See "N" suffix note on page 134a.

shopyourway rewards Email: panamericandistribution@gmail.com
 join now. earn today. it's free.



Accessories/props not included.

**CUSTOMIZE TO YOUR ACTIVITIES,
YOUR STYLE, YOUR FAMILY**




Accessories/props not included.



GARDENING

GLADIATOR FLOORING: A GREAT BASE



A. Gladiator® Tile Floor Covering
 • 12W x 1/2H x 12D in.
 • Rated weight capacity: 250 lbs. per sq. in.
 • UL classified for fire resistance and slip resistance.
Charcoal Tile (48-Pack)
 009-59416 Wt. 42 lbs.

Silver Tile (48-Pack)
 009-59417 Wt. 42 lbs.

Black Tile (24-Pack)
 009-10149 Wt. 25 lbs.

White Tile (24-Pack)
 009-10206 Wt. 25 lbs.

Blue Tile (24-Pack)
 009-10204 Wt. 25 lbs.

Red Tile (48-Pack)
 009-10205 Wt. 42 lbs.

Female Edge Trim (6-Pack & Corner)
 009-59445 Wt. 6 lbs.

Male Edge Trim (6-Pack & Corner)
 009-59444 Wt. 6 lbs.

*Warranted, see page 134a.



GET STARTED

1 CLEAN

Throw out what you don't need. Sort what you're going to keep.

2 PLAN

Measure your space. Decide how you want to store your things. Visit www.gladiatorgarageworks.com and check out **BLUEPRINT ESTIMATOR**. Select the products you need.

3 BUILD

Install the track and flooring. Position the components.

GEARWALL® PANELS AND GEARTRACK® CHANNELS

- Wall systems with patented, heavy-duty PVC channels.
- Hang shelves, baskets, cabinets, hooks and other accessories.



PLAN OUT YOUR GARAGE WITH FLEXIBLE ORGANIZATION

Get more done with Gladiator® GarageWorks


PanAmericanDistribution.com

Email: panamericandistribution@gmail.com

garage storage



HOMEOWNER



Accessories/props not included.

GLADIATOR GEARWALL AND GEARTRACK

Product	Description	Width	Catalog No.	Product	Description	Width	Catalog No.
B. End Caps	Finishing touch for GearTrack™ channel installation; snap easily into place. 4-pack.	1 1/2 in.	009-59421	F. GearLoft™ Shelf	Extra deep 20-in. mesh style shelf; easy to hang/re-position with no tools.	45 in.	009-10207
C. GearTrack® Channels	Customizable channels for wall storage for use with Gladiator™ wall components & gear boxes.	48 in.	009-59441	G. Golf Caddy	Has room for 2 oversized golf bags; total weight capacity 75 lbs.	27 1/2 in.	009-11693
D. GearWall® Panels	Heavy-duty material; UL Classified. 2-pack.	96 in.	009-59442	H. Gladiator Shoe Rack	Shoes, boots, & in-line skates are organized on this easy-to-hang rack.	30 in.	009-59081
E. Panel Trim	For a finished look around windows outlets, doors & more. 6-pack.	1 3/4 in.	009-59443	J. Accessory Completer Kit	With 2 ea. of tool/big/twin hooks, 1 ea. utility/deep hooks, mesh basket & more.	n/a	009-13642
				K. Bike Hook	Secures a bike to the wall system; easy to hang and re-position.	n/a	009-59692

PanAmericanDistribution.com

Email: panamericandistribution@gmail.com

NOW SEE THE COMPONENTS, TURN THE PAGE...



4 MOVE IN!

The final step for completing your garage. Install cabinets, workbenches and modular drawers. Rearrange as your needs change.



A TOTAL GARAGE with tough, modular

Accessories/props not included.

Shown at right: 3-Piece Stackable Chest

- 27.1W x 68H x 18.3D in.
- Friction-catch drawers.
- Steel ball-bearing slides.

A. 6-Drawer Tool Chest

- Wt. 85 lbs.
- 26W x 19H x 17.1D in.
- 009-12996

B. 3-Drawer Intermediate Chest

- Wt. 43 lbs.
- 26.5W x 10.2H x 17.3D in.
- 009-12997

C. 7-Drawer Roll-Away

- Wt. 127 lbs.
- 27.1W x 38.8H x 18.3D in.
- 009-13044



D. Gearwall® Panels (2-Pack)

- 96W x 12H x 3/4D in.
- Heavy-duty material.
- UL Classified. Wt. 38 lbs.
- 009-59442

E. Storage Bin Holder

- Keep bulky storage/recycling bins out of the way. Wt. 2.9 lbs.
- 009-11691

F. Utility Hook

- Great for sledgehammers and lawn chairs.
- Weight capacity: 50 lbs. Wt. 6 lbs.
- 009-59050

*Warranted, see page 134a.

◆ See "N" suffix note on page 134a.

G. 30-Inch Solid Shelf

- For storing cleaners and automotive fluids.
- Rated weight capacity: 50 lbs. Wt. 17 lbs.
- 009-59447

H. Tall GearBox

- 30W x 66H x 18D in.
- 1 fixed and 2 adjustable shelves.
- Weight capacity: 300 lbs. Wt. 128 lbs.
- 009-59032


J. 30-Inch Wall GearBox

- 30W x 30H x 12D in.
- 2 adjustable shelves with 6 possible placements.
- Weight capacity: 200 lbs. Wt. 48 lbs.
- 009-59036

K. Clean-Up Caddy

- Holds paper towels and cleaning supplies. Wt. 4 lbs.
- 009-59693

SEE VIDEO
at sears.com/shop/tools



TRANSFORMATION

storage and flexible wall solutions

GLADIATOR® GARAGE STORAGE

- Gladiator GarageWorks® gives you the power to transform your garage.
- Sleek design offers flexibility and mobility for any storage demand.
- Rugged Tread Plate exteriors protect against the harsh garage environment.
- Lifetime repair or replacement warranty on all Gladiator GarageWorks products.**

L. Powerstrip

- 7 front outlets; 2 on back.
 - Fits the 6-ft. and 8-ft. Modular Workbench (sold separately).
 - Tool caddies included (shown with screwdrivers).
 - UL Listed. Wt. 22 lbs.
- 009-59439

M. 8-Foot or 6-Foot Modular Workbench

- 96 or 72W x 38H x 25D in.
- Space to dock 2 or 3 Gladiator® modules underneath.
- 1.75-in. (4.45 cm) thick solid maple surface.
- Modular GearDrawers and GearBoxes sold separately.

8-Foot Workbench
009-59431N♦ Wt. 166 lbs.

6-Foot Workbench (not shown)
009-59429 Wt. 132 lbs.

N. Modular GearDrawers

- 28W x 34 1/2H x 25D in.
 - 5 full-extension adjustable drawers.
 - Weight capacity: 1,400 lbs. Wt. 158 lbs.
- 009-59433N♦

P. Modular GearBox

- 28W x 34 1/2H x 25D in.
 - Full-extension adjustable shelf.
 - Weight capacity: 1,400 lbs. Wt. 96 lbs.
- 009-59028



41-Inch Stackable Chest

- 41 1/2W x 58 1/3H x 18 1/3D in.
- Friction-catch drawers.
- Steel ball-bearing slides. Wt. 48 lbs.

Q. 10-Drawer Tool Chest

- Wt. 122 lbs.
- 009-14275

R. 12-Drawer Roll-Away

- Wt. 214 lbs.
- 009-14276N♦

S. 24-Inch Wall GearBox

- 24W x 24H x 12D in.
 - 1 adjustable shelf with 3 possible placements.
 - Weight capacity: 150 lbs. Wt. 34 lbs.
- 009-59035N♦

T. Ball Caddy

- Great for a large quantity of balls.
 - Wt. 6 lbs.
- 009-11696

U. 27-Inch Maple Top

- Solid work surface fits the Modular GearDrawer and Modular GearBox.
 - Strong and durable solid maple top.
 - Installs easily, creating a mobile workspace.
 - 26 3/8W x 1H x 23 5/8D in. 1-year limited warranty.* Wt. 17.7 lbs.
- 009-59446

**For the life of the product, when used and maintained according to instructions attached to or finished with the product, Gladiator GarageWorks® will pay for repair or replacement of the product due to defective materials or workmanship.

latest price online

a

Actron®/Tri Link™ Technology 123
 Air cleaners Online
 Air compressors 143-147, 149-151
 Air drive tools 135-151
 Air guns Online
 Air hoses, reels & accessories 144, 145, 150
 Air lubrication tools 140-141
 Akro-Mils® 87
 Aldre Saws® 62
 Angle grinders, air powered 140-141
 Anti-fatigue mats 180
 Automotive A/C tools Online
 Automotive body & fender tools Online
 Automotive brake service tools 124-125
 Automotive compression tools Online
 Automotive evaluator tools 125
 Automotive specialty tools 121-134
 Automotive testing/diagnostics 122-124, 128-131

b

Barbecue tool set 178
 Bamboo top workbenches 172-173
 Band saws 42, 44
 Band saw blades Online
 Battery chargers Online
 Bit sets, router/drill/Speed-LoK® 13, 15, 16, 28, 32-35
 Bit socket sets 79, 115
 Bit/blade sharpeners 33, 34
 Blades
 Angle grinder blades Online
 Chop saw blades Online
 Circular saw blades 15, 25 and Online
 Miter/table saw blades Online
 Reciprocating saw blades 15
 Rotary tool blades Online
 Tile cutting blades 43 and Online

Blasting Online
 Blowers 21, 41
 Blow guns Online
 Blow torches Online
 Bolt cutters 51
 Bona® creaper 126
 Bore 59
 Borescopes 129, 131
 Bosch® 39
 Branding/burning Online
 Brass punches 72
 Buffers/polishers 20, 31, 46

c

C3 Power Tools 13, 14, 18-21
 Calculated Industries® calculators 55
 Calipers 55
 Campbell Hausfeld® 147
 Carbon monoxide alarm/detector 81
 Carpentry
 Air tools 140, 146-151
 Hand tools 50-65
 Carts 86-87, 168, 170
 Chamberlain 177
 CHANNELLOCK® 69
 Chicago Pneumatic® 135
 Chisels, carpentry Online
 Chisels, cold 72-73
 Chisels, air 141, 143
 Circuit testers 130-131
 Circular saw & accessories 15-20, 25
 Clamps 58-59, 63
 Claws 60
 Cloaks 179
 Coasters 179
 Combo kits, portable power tools 16-18, 19, 24
 Compression tools, automotive Online
 Compressors & accessories 143-147, 149-151
 Conicals® Online
 Creepers/seats 126-127
 Crescent 117, 165

d

Delta 175 Online
 DeWalt® 11, 12, 15, 17, 36
 Diagnostic, automotive 122-124, 128-131
 Die grinders, air powered 140, 142-143
 Distance measuring tools 54-56, 58-59
 Dremel® 30
 Drill Doctor® 34
 Drills
 Air powered 141
 C3 14, 18-21
 Corded 14, 23
 Cordless 11, 14-24
 Hammer/rotary hammer 11, 14, 23
 Hand 64-65
 Nextec® 11, 13, 16-17

Drill bits, sets & accessories 28, 34-35
 Drill presses & accessories 45
 Drills 43 and Online

e

Earlex® 84

Electrical tools

Infrared thermometers 128
 Insulated tools 76-77
 Kits 130-131
 Meters 60
 Multi-tools 60
 Wire strippers 60, 76

Estwing®

EverTidy® 171
 Evolution® 38, 47
 Evolv® 14-15, 78-80
 Excel 163
 Extach® Instruments 129, 131
 Extension bars/wobble 114, 116
 Extension cords Online
 Extreme 163

f

Fair® 30, 42
 Fender covers 134
 Filters (vac and dust collection) 41
 First Alert® 51
 Flashlights Online
 Fir® 128
 Flooring tools Online
 Florida Pneumatic® 143
 Fluke® 130
 Fume extraction Online

g

Garage door openers 176, 177
 Garage storage 170-191
 GearWrench® 116
 GearWrench® 72, 108-109, 116
 Gear/hub pulleys 129
 General® 121
 Generators Online
 Geneva® 182
 Genie® 176
 Gerstner® International 169
 Gladiator® Garage 188-191
 Gloves Online
 Glove Woods Online
 GLOBES Online
 Grease guns 140, 141
 Greenlee® 28, 76
 Grinders, bench top & accessories 47
 Grip-Tite® 119
 Gyros® 30

h

Hammers, air powered 141, 143
 Hammers, non-powered 64-65
 Hand carts/trucks 86
 Harley-Davidson® 178-179
 HEPA vacs 40-41
 Hex key sockets & sets 120
 Hitachi® 22-27, 149
 Hobart® 133
 Hobby tools 29, 30
 Homeowner's tool sets 61, 79
 Hook & pick sets 74 and Online
 Hose/cord reels 144 and Online
 Hub/gear pulleys 121

i

I-Drill 14 Online
 Impact pro set 104
 Impact sockets & sets 110, 135-137, 142
 Impact ratchets 135, 139, 142-143
 Impact wrenches 12, 135, 138, 142-143
 Indexing (flex) pry bars 74
 Ingersoll Rand® 142, 146
 Innoval® 123
 Insulated tools 76-77
 Inter-LoK® 171
 Inverters Online
 Irwin® 70
 ITC 75

j

Jacks, stands & lift equipment 126-127
 Japanese pull saws 62
 Jigsaw/saber saws 16, 25
 Johnson® levels 55, 57
 Johnson, planners & accessories 42, 44 and Online
 Jorgensen® 63

k

KD Tools® 72, 124
 Knee pads Online
 KNIFE® 71
 Knives, pocket/utility 60-61
 Knives, planer/cutterhead Online
 Knives, sharpeners 33 and Online

l

Ladders 88-89

Laser levels/measuring tools 55-59
 Laser thermometers 128
 Lathes 42, 45
 Leatherman® 60
 Levels 55-57
 Levels, non-laser 56-57
 Lift equipment & jacks 126-127
 Lincoln® Electric 133
 Lithium-Ion power tools & batteries 11-14, 16-17, 20
 22-24, 29
 Little Giant® Ladders 89
 Loggerhead 75
 Lubrication tools 140-141

m

Mayhew® 72, 74
 M-D® Building Products 55
 Mechanic's seat 126-127
 Mechanic's tool sets 78, 90-105
 Combo sets 92, 94-105, 112-117
 Field technician's sets 100
 MTS sets/sets in cases 90-92, 95, 99-101, 117
 Professional sets 102-105
 Pure inch/metric sets 97
 Measuring tools 54-59
 Micrometers Online
 Miscraft® 28
 Miter saws 10, 26-27, 36-39
 Miter saw stands & extensions 34-35
 Miyac® 124-125
 MK® die blades 43
 Moisture meter 131 and Online
 Montezuma 164-165
 Multimeters 130-131
 Multi-purpose tools 16-17, 29, 30

n

909 37 Online
 Nail puller, hand 64-65
 Nailers & staplers 46-49, 51
 Neon clocks & signs 178-179
 Nextec® power tools 11, 13, 14, 16-17
 Nut drivers/sets 78, 120

o

Oil filter wrenches Online
 Optical levels 56-57
 Original Pink and Lime Box® 61, 166-167, 174

p

Paint, power tools 84-85
 Paint guns & tanks, air powered 141
 Paint/concrete mixer Online
 Parts bins/trays 87, 171
 Pickle forks Online
 Planes, woodworking/hand Online
 Planes, molders & accessories 25, 42, 44 and Online
 Pliers
 Arc joint 68
 Double-X Online
 Insulated 77
 Laminated 68
 Locking 70, 80
 Pipe wrench 83
 Retaining ring Online
 Sets 68-71, 80
 RoboGrip® 68
 Sip joint 68, 80
 Solid joint 68
 Twisting/adjustable 70-71
 Specialty Online
 Plumbing 82-83
 Plug Lock® 121
 Pressure washers Online
 Professional mechanic's tool sets 102-105
 Project lights 130
 Protractor, digital 55
 Protractor-miter saw Online
 Proxon 29 and Online
 Pry bars 74
 Pub/cafe/work tables 178-179
 Pullers, automotive 121
 Pull saws, Japanese-style 62
 Pumps, Drill/Jet/Sump/Utility 82
 Punches, chisels & holders 72-73

r

Rage (Evolution®) 38 and Online
 Ratchets Online
 Gear Wrench® 78, 79
 Evolv® 116
 Full polish/thin profile/quick-release/flex 114-115
 Impact 135, 139-141
 Speeder 79
 Thumbwheel/sets 114 and Online
 Zyklop® 118
 Reciprocating saws 15-18, 20-22, 25
 Reelcraft® Online
 Rescue tools 69
 Rikon® 42
 Rivet guns, air powered 168
 RoboGrip® 68

Rockwell® 11, 16, 53
 Rothenberger 83
 Email: panamericandistribution@gmail.com
 Rotopop® 31
 Routers, tables and combos 11, 25, 32, 53
 Router bit sets & accessories 32-33

s

Sales (Home/Office) 81
 Sanders
 Air powered 140
 Bench top & stationary 42-43, 46-47
 Portable electric 16-17, 29-31
 Sandblasters & accessories Online
 Sand-Flae® 46
 Sandpaper Online
 Sawdust collection 40-41, 43
 Sawhorses 52-53

Saws & accessories 42, 44
 Chop 37-38
 Circular 15-22, 24
 Hand, specialty 62
 Jig/sabre 16, 25
 Miter 10, 26-27, 36-39
 Nextec® (Evolution®) 16-17
 Page® (Evolution®) 38
 Reciprocating 15-22, 25
 Scroll 44
 Support stands/workstations 34-35, 52-53
 Table 29, 38-39
 Tile cutting 43
 Scaffolds Online
 Schepach® 43
 Schroeder® 75, 77
 Screwdrivers Online
 Cordless drill/drivers 11, 14-18, 20, 22-24
 Insulated 76, 77
 Precision Online
 Ratcheting 77
 Sets 66-67, 76-77, 80
 Torx® 66, 76-77
 Yankee ratcheting 77
 Sharpeners 33, 34
 Shelving systems 171, 186-187, 189
 Shop lights Online
 Smoke alarm/detectors 81

Sockets
 Adapters/Accessory sets 79, 115-116
 Bit sets 79, 114-115
 Drag link 114
 Flexible 115
 Impact adapters, sockets/sets 135-137, 142
 Impact individual/open stock Online
 Lugnut set, hand Online
 Lugnut set, impact 136
 Spark plug 117 and Online
 Swivel impact 136
 Tamperproof bit Online
 Torx® sets 79, 115
 Socket sets 79, 92, 112-116
 Socket wrench sets 78, 92, 112-113, 116-119
 Soldering guns, irons & accessories Online
 Snips 62
 Spear & Jackson 62
 Spectra Precision® 55
 Speedway™ Drain Cleaning Tools Online
 Square, machinist 55
 Stanley®, hand 54
 Step ladders/stools 88-89
 Stools 78-79 and Online
 Striking tools 64-65
 Swanson levels 57

t

Table saws & accessories 38-39 and Online
 Tail Bone® creaper/chair 126
 Tap and die sets 134
 Tap wrench, hand sets 119
 Tenon saws Online
 T/I-through handle drivers 120
 T-handle tap wrench 119
 Thermal Arc® 133
 Thermometers 128
 Tile cutting tools & accessories 43
 Timing lights, automotive 122
 Titan® 16
 Tokutaru Japanese-style pull saws 62
 Tool bags 50-51, 61
 Tool storage
 Accessories 58-59, 184-185, 188-189
 Auto specialty 121-134
 Bags 50-51, 61
 Basic 157
 Drawer liners 159
 Garage/project centers 172-173, 182-183, 188-191
 Handboxes 167, 169, 171
 Heavy-duty w/ ball-bearing 158-159
 Industrial 152, 164-165

Military-Ready (TSA) 168
 Montezuma 164-169
 Original Pink and Lime Box® 61, 166-167
 Portable 50-51, 61, 79, 167-169, 171
 Professional 183
 Premium/heavy-duty w/ GRIPLATCH® or Post-Latch® 160-162
 Soft 50-51, 61
 Specialty carts and cases 165, 168, 170
 Stainless steel 160-162, 166-167
 Storage add-ons & accessories 158-159, 162
 Truck and van 174-175
 Travel/TSA 168
 Utility storage & service carts 87, 165, 168, 170
 VEP® 166-167
 Workbenches 167, 172-173, 182-183, 187, 190-191
 Worksite storage Online
 Torches & cutting accessories Online
 Torque® Sharpening System 33
 Torque wrenches 121
 ToughBult 50-52
 Trend® 32
 Triton® 32
 Truck boxes 174-175
 Tri Link™ Technology/Actron® 123
 Tubing cutters and benders Online

u

Utility carts & accessories 87, 165, 168, 170

v

Vacuums, wet/dry 40-41
 Vaughan® 64
 VersaTrack® 184-185
 VIPER® 118, 166-167
 VISE-GRIP® 76
 Vises/3 Online

w

Wagner® 85
 Welders 132-133
 Welding apparel Online
 Welding tools, accessories & helmets Online
 Wet/dry vacuums & accessories 40-41
 Win® 55, 77
 Wire cutters/strippers 76
 Wolf® 164-165
 Woodcarving tools, sets/chisels Online
 Wood glues Online
 Woodpeckers® 33, 58
 Woodturning tools 42, 45
 Work/cafe/pub tables 178-179
 Workstations/support stands 34-35, 47, 52-53, 163, 167, 172-173, 182-183, 187, 190-191
 Workbenches and project centers 163, 167, 172-173, 182-183, 187, 190-191

Work lights 130

Wrenches
 Adjustable 70, 75, 80, 117
 Bionic 75
 Box end 111
 Combination 78, 106-110, 119
 Cross-Force® 106
 Crowfoot 111
 Dog Bone® 111
 Dual Ratcheting 107, 119
 Elongated Ratcheting 106
 Evolv® 78, 80
 Flare nut 111
 Full polish 106-111
 Gear Wrench® 108
 Hydraulic Online
 Ignition Online
 Impact wrenches 12, 135, 138, 142-143
 Locking Flex 107-109
 Obstruction Online
 Deep offset 111
 Oil filter Online
 Open end 107, 119
 Pawless Online
 Pickle fork Online
 Pipe 83
 Ratcheting 106-109, 119
 Service Online
 Specialty 110-111 and Online
 Stubby 107-108
 Torque 121
 Universal combination 92-93
 Universal Ratcheting 92-93

x

Xtend & Climb® 88

y

Yost® Vises 63

z

Zyklop® 118

get what you want with more ways to pay choose the plan that's right for you.

extra savings plan



save on interest plan



NEW monthly payment plan

layaway plan