

SPINDLE SANDER



A
+

B
6 X 48-INCH BELT AND 9-INCH DISC

+

A. Craftsman® Oscillating Spindle Sander

- Sand contours, arcs, and curves faster and easier on this extra-large, 18-in. cast iron worktable.
- 1/4-hp motor delivers 1,725 rpm.
- Built-in dust collection with exhaust port, rubber foot pads, on-board storage and locking paddle switch; includes six abrasive sleeves and five abrasive drums.
- Imported. Wt. 54 lbs.

009-21500

B. Craftsman 6 x 48-Inch Belt and 9-Inch Disc Sander

- Provides over 100 sq. in. of sanding surface; includes universal cast iron table and miter gauge.
- 3/4 hp, 8 amps; belt size is 6 x 48 in. with a speed of 2400 fpm.
- 9-in. disc has a speed of 3100 rpm.
- Single exhaust port provides dust collection for belt and disc operations. Wt. 93 lbs.

009-22500



C
2 X 42-INCH BELT AND 6-INCH DISC

+

D
4 X 36-INCH BELT AND 6-INCH DISC

+



C. Craftsman 2 x 42-Inch Belt and 6-Inch Disc Sander for Contour Sanding

- Table tilts to 45 degrees; belt arm operates vertically & horizontally.
- Removable platen for contour sanding; built-in dust collection port on disc table.
- 1/3 hp, 3.5 amps; belt size is 2 x 42 in. with speed of 4400 fpm; 6-in. disc size with speed of 3450 rpm.
- Table quantity of two and the material is AL; includes miter gauge.

Wt. 37 lbs.
009-21513

D. Craftsman 4 x 36-Inch Belt and 6-Inch Disc Sander

- Features miter gauge, 45 degree tilting cast aluminum worktable, dust collection port, and easy-to-use belt tension controls.
- Thumb wheel for easy tracking of sanding belt.
- 1/3 hp, 3.4 amps; belt size is 4 x 36 in. and has a speed of 1100 fpm; 6-in. disc has a speed of 2200 rpm.
- Table quantity of one and the material is AL. Wt. 47 lbs.

009-21514

8-INCH BUFFER



+

Catalog/Online EXCLUSIVE

E. Craftsman 8-Inch Bench Top Buffer

- 3/4-hp, 7-amp, 115V motor, operates at 3450 rpm for buffing and polishing.
- Includes 8-in. diameter spiral buffing wheel and 8-in. diameter soft buffing wheel; 5/8-in. shaft with 3 1/2-in. cast iron flange. Wt. 38 lbs.

009-21181

6-INCH BUFFER



+

F. Craftsman 6-Inch Bench Top Buffer

- 1/2-hp, 5-amp motor operates at 3450 rpm.
- Includes 6-in. spiral and soft cotton buffing wheels. Wt. 20 lbs.

009-22625

9-INCH DRUM SANDER



+

SAND-FLEE

Catalog/Online EXCLUSIVE

G. Sand-Flee® 9-Inch Portable Drum Sander

- 1/7-hp motor delivers 1700 rpm; aluminum drum wrapped with Velcro® allows sandpaper grits to be mounted side by side.
- 11-in. wide, 5-gauge steel table accommodates work to 18-in. wide with no height limits; accepts magnetic feather boards and hold-downs.
- Power take-off drives accessories for contour sanding, buffing and polishing. Wt. 42 lbs.

009-21311

SEE VIDEO
at sears.com/shoptools

latest price online

SAND, GRIND & FINISH

PanAmericanDistribution.com

Email: panamericandistribution@gmail.com



10-INCH INDUSTRIAL GRINDER



K
new

PALMGREN®

8-INCH INDUSTRIAL GRINDER

L
new



bench power

H. Craftsman 6-Inch Bench Grinder

- 2.1-amp motor with copper windings; flexible lamp with on/off switch; cast iron base.
- With 60-grit medium and 36-grit coarse grinding wheels.
- Imported. Warranted.* Wt. 22 lbs. 009-21124

J. Craftsman 6-Inch Variable-Speed Grinding Center

- Quick-change wheel guards and accurate speed range of 2000 to 3450 rpm for grinding or sharpening.
- Stable cast iron base, wire and grinding wheels, top-mounted wheel dresser, water cooling tray, and flexible lamp with on/off switch.
- Large, adjustable tool rests with bit-sharpening attachment.
- Imported. Warranted.* Wt. 30.8 lbs. 009-21154

Catalog/Online EXCLUSIVE

K. new Palmgren® 10-Inch Industrial Grinder

- Industrial rated 1-hp motor operates on 120 or 240VAC; heavy-duty cast-iron construction.
- Balanced for smooth operation at 1725 rpm; tool rests are adjustable for wheel wear and angle grinding.
- Includes 60-grit medium and 36-grit coarse grinding wheels. Imported. Wt. 129 lbs. 009-74899

Catalog/Online EXCLUSIVE

L. new Palmgren® 8-Inch Industrial Bench Grinder

- Perfect for general purpose industrial grinding and applications.
- Powerful 3/4-hp dual voltage motor; balanced for smooth operation at 3450 rpm.
- Includes dust collection ports on wheel guards, "T" connection hose, adjustable tool rests, 60-grit medium and 36-grit coarse grinding wheels. Imported. Wt. 56 lbs. 009-74898



M

MAGNETIC FOR QUICK PICK-UP

EVOLUTION®
POWER TOOLS

Catalog/Online EXCLUSIVE

M. Evolution® Cyclone Magnetic Stick

- Keep your work area clear of metal shavings with this lightweight tool.
- Pull plunger to deposit shavings in waste container. Wt. 5 lbs.▼ 009-61256



Catalog/Online EXCLUSIVE

N. Craftsman Heavy-Duty Cast Iron Grinder/Buffer Stand

- Multi-slotted cast iron top accommodates most grinders and buffers.
- Includes cooling pot; 33H in. Wt. 60 lbs. 009-19210



Catalog/Online EXCLUSIVE

P. Rockwell® 8-Inch 3/4-hp, 5-amp Bench Grinder

- 3/4-hp grinder includes on-board tool storage, built-in work lights and magnifying eye shields. Features a spindle lock for easy wheel changes and integrated tool rests. Wt. 51.81 lbs. 009-89190



PanAmericanDistribution.com

▼ Accessories/props not included.

shopyourway
rewards

Email: panamericandistribution@gmail.com

join now. earn today. it's free.

WHY SEARS FOR

hand tools

**CRAFTSMAN®
IS THE #1
HAND TOOL
BRAND
IN AMERICA***

**100 YEARS
OF SUPERIOR
QUALITY**

**AND STILL
GUARANTEED
FOR LIFE****



*TraQline Hand Tools Category Dollar Share 4Q ending September 2010.
**CRAFTSMAN HAND TOOL FULL WARRANTY. If this Craftsman hand tool ever fails to provide complete satisfaction, it will be repaired or replaced free of charge. For warranty coverage details to obtain free repair or replacement, visit www.craftsman.com. This warranty gives you specific legal rights, and you may also have other rights which vary from state to state. Sears Brands Management Corporation, Hoffman Estates, IL 60179.

PanAmericanDistribution.com

“Solid and functional hand tools sold at Sears play a vital role in my life as a Historical Preservation Consultant. When implementing projects, it is essential that the right hand tool is matched to the job to save time and energy. That’s why the Sears Blue Tool Crew is so important to me, because they are able to do just that—match me with the right tool I tell them I need, and get me on my way.”

Email: panamericandistribution@gmail.com

CARLA BRUNI
 historic
 preservation
 consultant



SNAP THIS CODE WITH YOUR MOBILE DEVICE AND SEE A VIDEO ON CARLA BRUNI



general purpose

5 more must have tools
5 innovation
 EXTRAORDINARY IDEAS AHEAD!

DID YOU KNOW?

Sears has sold over **1 billion** Craftsman® hand tools, including 29 million adjustable wrenches and over 60 million pairs of pliers.

WORK SITE

SEE PAGES 50-59

SHOP AND HAND TOOLS

SEE PAGES 60-80

PLUMBING, PAINTING, HOUSEHOLD

SEE PAGES 81-89



PanAmericanDistribution.com

Email: panamericandistribution@gmail.com

INTRODUCING

TOUGHBUILT FEATURING CLIPTECH

ToughBuilt™ Tool Belts come with the ClipTech™ interchangeable pouch system. This modular system clips tool pouches on and off for storage and versatility when or where you need it. The patented ClipTech™ Hub creates an attachment point on any belt, workbelt, or ClipTech™ bag to secure any individual ClipTech™ pouch.



- Sets A, B and C Include...
- Patented ClipTech™ interlocking extension — comfortably fits 30" to 54" waists.
 - Flip-out kickstand on all large pouches.
 - Rugged rivet-reinforcement on all stress points.
 - No-snap hidden seam pockets.
 - Custom extreme-duty hardware.

All Catalog/Online EXCLUSIVE

A. new ToughBuilt™ Contractor's Rig

- 36 customized pockets.
- Includes 8 pieces: Contractor, Framer and Tape Measure pouches, padded belt, suspenders, and 3 ClipTech™ Hubs. Wt. 6.64 lbs.

009-48397

B. new ToughBuilt™ Handyman's Set

- 30 customized pockets.
- Includes 5 pieces: Carpenter and Universal pouches, padded belt and 2 ClipTech™ Hubs. Wt. 3.75 lbs.

009-48394

C. new ToughBuilt™ Drywall's Set

- 21 customized pockets.
- Includes 8 pieces: Drill holster, Supply and Project pouches, Modular Hammer Loop, padded belt and 3 ClipTech™ Hubs.

• Utility knife pocket. Wt. 5.73 lbs. 009-48395

D. new ToughBuilt™ Service Pouch

- 20 customized pockets.
- Includes shoulder strap and ClipTech™ Hub. Wt. 2.78 lbs.

009-48396

innovation

Clips to any belt, workbelt, or ClipTech™ bag

1



FLIP-OUT KICKSTAND



CLIP ON/CLIP OFF

organize tools faster and easier



E. new ToughBuilt™ 8-Inch Tote with Universal Pouch

- 31 pockets.
- Pouch easily clips from tote to any belt.
- Includes 2 ClipTech™ Hubs. Wt. 3.97 lbs.

009-48398



F. new ToughBuilt™ 13-Inch Project Bag with Project Pouch

- 39 pockets.
- Pouch easily clips from bag to any belt.
- Includes 2 ClipTech™ Hubs. Wt. 3.73 lbs.

009-04840



G. new ToughBuilt™ 24-Inch Contractor's Bag

- 61 pockets including adjustable hammer/level pocket.
- Armored pockets hold tools in place.
- Durable rubber feet and corners. Wt. 6.47 lbs.

009-48399

TOUGHBUILT™

PanAmericanDistribution.com

The name says it all

ToughBuilt™ Soft Storage

- Extreme-duty reinforced construction.
- Plastic-armored body and pockets create structure and protection.
- Patented, wide Massive Mouth™ opening for easy accessibility.
- Lockable zipper.
- Rugged rubber feet.

All Catalog/Online EXCLUSIVE

H. new ToughBuilt™ Supply Duffel with 8 Fastener Bags

- Easy-access drawstring closure.
- Includes padded shoulder strap.
- Adjustable interior dividers.
- Mesh windows show everything inside. Wt. 6.15 lbs.

009-48401

J. new ToughBuilt™ 12-Inch Massive Mouth™ Bag

- 32 pockets. Wt. 3.21 lbs.

009-48402

K. new ToughBuilt™ 16-Inch Massive Mouth™ Bag

- 38 pockets. Wt. 4.11 lbs.

009-48403

L. new ToughBuilt™ 20-Inch Massive Mouth™ Bag

- 51 pockets.
- Internal mesh zipper pockets.

Wt. 5.52 lbs.
009-48404

M. new ToughBuilt™ 26-Inch Massive Mouth™ Fanatic

- 63 pockets.
- Gigantic capacity and strength.
- Steel-reinforced, 2-handed handles.
- Includes padded shoulder strap.
- Internal mesh zipper pockets.

Wt. 11.59 lbs.
009-48405

N. new ToughBuilt™ 30-Inch Massive Mouth™ Specialist

- 66 pockets.
- Extra-long body holds long handled tools and levels.
- Padded shoulder strap.
- Internal mesh zipper pockets.

Wt. 8.71 lbs.
009-48406



all new
Email: panamericandistribution@gmail.com

INCLUDES STORAGE POUCHES

MASSIVE MOUTH™ FOR EASY ACCESS



general purpose

SEE VIDEO
at sears.com/shoptools



J 12-INCH

K 16-INCH

L 20-INCH

M 26-INCH

N 30-INCH

ToughBuilt™ Compact Bolt Cutters

- Patented folding handles allow bolt cutters to easily fit into a bag.
- Cr-Mo hardened-steel cutting heads.
- Extra-wide handles significantly reduce pressure on hands.
- Exceed all industry test specifications.

All Catalog/Online EXCLUSIVE

P. new F240 24-Inch Compact Bolt Cutter

Wt. 7.34 lbs.
009-48409

F180 18-Inch Compact Bolt Cutter

Wt. 3.84 lbs.
009-48408

Q. new F140 14-Inch Compact Bolt Cutter

Wt. 2.6 lbs.
009-48407



FOLDS TO FIT IN TOOL BOX OR TOOL BAG

SEE VIDEO
at sears.com/shoptools



EVERYONE NEEDS A WORKHORSE

flexible jobsite material support

PanAmericanDistribution.com

Email: panamericandistribution@gmail.com

INTRODUCING

TOUGHBUILT SAWHORSES

ToughBuilt™ sawhorses are built to withstand heavy loads and are packed with features that make your sawhorse a workhorse.

A 800-LB. CAPACITY



A. new Toughbuilt® C340 Steel Sawhorse

- 800-lb. capacity each; 1600 lbs. per pair.
 - Fold-out safe cut support brackets for upright drywall and plywood cuts.
 - Zinc legs; powder coated body; nylon handles. Wt. 10.3 lbs.
- 009-48417

TOUGHBUILT™



MATERIAL SUPPORT LEGS

all new

B 1100-LB. CAPACITY

B. new Toughbuilt® C470 Sawhorse and Jobsite Table

- 1100-lb. capacity each; 2200 lbs. per pair.
 - Fold-out 2 x 4 supports create a solid jobsite table.
 - Fold-out safe cut support brackets for upright drywall and plywood cuts.
 - Built-in carrying handle. Wt. 14.3 lbs.
- 009-48418




CREATE A JOBSITE TABLE

C 1300-LB. CAPACITY

C. new Toughbuilt® C420 Sawhorse and Jobsite Table

- 1300-lb. capacity each; 2600 lbs. per pair.
 - Fold-out 2 x 4 supports create a solid jobsite table.
 - Adjustable locking legs to vary the height according to the job.
 - Built-in carrying handle. Wt. 17.6 lbs.
- 009-48416



ADJUSTABLE LEGS



SNAP THIS CODE WITH YOUR MOBILE DEVICE AND SEE A VIDEO ON THIS ROCKWELL® HEAVY DUTY CLAMP STAND



SEE VIDEO at sears.com/shoptools

D 2000-LB. GRIPPING STRENGTH



FOOT-OPERATED CLAMPING FREES UP YOUR HANDS FOR CONTROL OF THE JOB

Accessories/props not included.

Email: panamericandistribution@gmail.com

D. Rockwell® JawHorse™ Heavy-Duty Clamp Stand

- Portable workbench with clamping system features hands-free clamping jaws.
- Handles maximum work load of 600 lbs.
- Measures 29 x 14 x 13 in. when folded and 39 x 39 x 34 in. when standing; fold and roll for easy transport. Wt. 47.5 lbs.

009-89180

FRONT WHEELS MAKE TRANSPORT EASY



TRIPOD BASE FOR ALL-TERRAIN STABILITY



E 500-LB. CAPACITY



E. Kingcraft Twin Pack Sawhorses

- Ideal for a variety of uses for home or shop.
 - Flip-up edge guides; folds for storage; non-skid feet.
 - 31H x 22W in. Wt. 9 lbs.
- 009-36279

F. Rockwell® JawStand

- Completely portable with extra wide tripod base.
 - Swiveling and tilting head clamp with degree indicator.
 - Easy-readout height indicator; bubble level in head.
- Wt. 16.5 lbs.
- 009-25835

220-LB. CAPACITY

SNAP THIS CODE WITH YOUR MOBILE DEVICE AND SEE A VIDEO ON THIS ROCKWELL® JAWSTAND



SEE VIDEO at sears.com/shoptools



Over 30,000 tools, collect them all.

sears.com/tools
Call now!
1-877-4BLUCRW

PanAmericanDistribution.com

shopyourway rewards Email: panamericandistribution@gmail.com join now. earn today. it's free.

general purpose

KOMELON
USA Division

2

+

innovation

- magnetic tip holds to metal
- measurements on both sides



A **HANDS-FREE SELF-LOCKING**

+



B



C

+

STAINLESS STEEL FOR DURABILITY

A. Komelon® 25-Foot Self-Lock Measuring Tape

- Just pull the measuring blade out, it locks itself.
- Top button controls the speed of return.
- How tape measures should have always functioned. Wt. 0.9 lb.

009-39764

B. Komelon® 25-Foot Monster MagGrip™ Measuring Tape

- MagGrip features a magnetic end hook that holds firmly on metal surfaces.
- Impact-resistant, rubberized case.
- Dual sided printing on blade with horizontal and vertical measurements. Wt. 0.95 lb.

009-37088

C. Komelon® 25-Foot Stainless Self-Lock Measuring Tape

- Combines the self-lock feature with stainless steel components to prevent rusting and extend life.
- Durable chrome case with protective rubber.
- Easy-to-push thumb button. Wt. 1 lb.

009-37323



STANDS OUT UP TO 11 FT.

D +

D. Stanley® FatMax™ 25-Foot Steel Measuring Tape

- Compact; comfortable, non-slip grip; impact-resistant body.
- Multi-use hook grabs on side, top or bottom.
- Top forward blade lock. Wt. 1.3 lbs.

009-39287



HI-VIS, EASY TO FIND

E +

E. Stanley® 25-Foot Hi-Vis Orange Tape Rule

- High visibility tape case is easy to find.
- Cushioned grip and high-impact ABS case.
- Corrosion-resistant, Tru-Zero end hook for accurate measurements. Wt. 1 lb.

009-39351

25-Foot PowerLock® Steel Tape Measure
009-97382 Wt. 0.98 lb.



BRIGHT LIGHT SHOWS STUD CENTER

F

+

CRAFTSMAN

F. Craftsman® Stud Finder with SpotLite® Pointing System

- Finds metal studs up to 1 1/2-in. deep.
- SpotLite® Pointing System shines bright light to indicate stud center.
- Dual-Depth Scanning adjusts to DeepScan® mode for thicker surfaces. Wt. 0.45 lb.

009-49062

Stud Finder with LED Display

Email: panamericandistribution@gmail.com

TIME AND MONEY ON THE JOB

PanAmericanDistribution.com

Email: panamericandistribution@gmail.com



G



Catalog/Online EXCLUSIVE

G. M-D® Building Products Digital Protractor

- State-of-the-art sensor and microprocessor provide immediate digital indication of level, plumb and all angles in between.
- Full 360-degree range; 0.1 degree resolution; ±0.1 degree repeatability.
- Includes case and 9V battery. Full 1-year warranty.* Wt. 0.63 lb.

009-40195



H



Catalog/Online EXCLUSIVE

H. General® 4-Piece Machinist's Combination Square

- 12-in. tempered, satin-chrome-hardened blade; level vials on fully hardened square and protractor heads.
- Finely etched graduations ensure accuracy (64ths—front; 8ths, 1/16ths—back).
- Meets Federal Specs. GGG-S-656C. Type IV, Class A. Warranted.* Wt. 2.56 lbs.

009-38700



J



Catalog/Online EXCLUSIVE

J. Chicago Brand 0-6" Dual Shockproof Dial Caliper

- Crystal clear dial face; accuracy of ±0.001".
- Hardened measurement surfaces.
- Lockable jaws with thumbroller.

Wt. 0.7 lb.

009-29144



DIGITAL SCREEN

K



Catalog/Online EXCLUSIVE

K. Scale Master® Pro XE Advanced Digital Plan Measure

- For fast, accurate takeoffs from scaled or unscaled prints, plans and drawings.
- 91 built-in scales (engineering, map, blueprint), plus ten custom. Wt. 0.48 lb.

009-81374

SCREWDRIVER & RULER



L



Catalog/Online EXCLUSIVE

L. Wiha Screwdriver with Inch and Metric Measuring Scales

- Measurement scales on both slotted and Phillips screwdriver shafts.
- SoftFinish cushion-grip handles.
- Laser engraved—won't rub off. Wt. 1 lb.

009-29034

Catalog/Online EXCLUSIVE

M. Spectra Precision® HV101-4 Automatic Self-Leveling Laser

- Exceptional versatility for horizontal, vertical and plumb applications
- Remote control offers scanning, speed control, slope setting, and alignment control for one-person setups.
- Split beam enables plumb point transfer and 90-degree layout.
- Includes HR150U laser receiver to electronically locate the beam in bright sunlight for outside use; water-resistant.

• Wt. 12.8 lbs.

009-82949

BEAM IS EASILY VISIBLE EVEN IN BRIGHTLY LIT CONDITIONS

SPLIT BEAM ENABLES PLUMB POINT TRANSFER AND 90-DEGREE LAYOUT



M



*Warranty see page 134a.
 ▼ Accessories/props not included.
 ● See page 134a for laser use and precautions.

general purpose



A. Craftsman® 9-Inch Magnetic Torpedo Level
 • Three vials: 1 plumb, 1 level, and one 45 degrees.
 • Top-read window with V-groove working edge. Wt. 0.4 lbs.
 009-39829



B. new Swanson® Savage™ 9-Inch Magnetic Torpedo Level
 • Brightview™ lighted vials.
 • Rare-earth magnets for Savage Grip™ hold strength.
 • V-groove working edge. Wt. 0.73 lb.
 009-36651



C. Craftsman Digital Torpedo Level
 • Easily read for calculating angles, grades and plumb.
 • Large, back-lit LCD screen.
 • Includes manual and carrying case. Wt. 0.8 lb.
 009-48295



D. Craftsman 12-Inch Magnetic Tool Box Level
 • 2 level vials: one pitch, one plumb.
 • Sized for tool box. Wt. 0.5 lb.
 009-39861



Catalog/Online EXCLUSIVE
E. Sola Decorator's Level
 • Ideal for mounting any object with more than one mounting point.
 • Great for pictures, towel bars and flat-screen televisions.
 • Fixed center point; 4 sliding drill marks. Wt. 1.29 lbs.
 009-87861



Catalog/Online EXCLUSIVE
F. Johnson® Laser Distance Measure Kit
 • Press a button to read/record all measurements; accurate $\pm 1/16$ in., up to 165 feet.
 • Large LCD screen; sound activated measuring mode; direct and indirect measure; automatic shut-off.
 • Stores up to 10 measurements. Model 40-6010. Wt. 8 lbs. ●
 009-81246

JOHNSON



GLO-VIEW® ENHANCES READABILITY IN LOW LIGHT



CRAFTSMAN®

latest price online

SWANSON® LEVELS

High-grade professional and heavy-duty levels with innovative features



DIGITAL READOUT



INCLUDES CASE



innovation

- Easy-to-read in any lighting
- Industrial strength LED vials don't burn out



M new



L new

L and M. new Swanson® 24-Inch and 48-Inch Magnetic Box Level with Lights

- Combines the professional series box beam with the power of LED lighted technology.
- 3-vial light beam uses a single electronic mechanism.
- Super heavy duty frame; Super Shock® end caps.
- V-groove for round stock, channel groove for square.
- 5x more shock proof.
- Comfort grips.

L. new Swanson® 24-Inch Magnetic Box Level with Lights

- Wt. 1.5 lbs.

009-36652

M. new Swanson® 48-Inch Magnetic Box Level with Lights

- Wt. 3 lbs.

009-36653

24-Inch Box Level with Lights

009-36654 Wt. 1.5 lbs.

48-Inch Box Level with Lights

009-36655 Wt. 2.5 lbs.

MAGNETIC HEAVY-DUTY ALUMINUM FRAME

Catalog/Online EXCLUSIVE
H. Johnson 24-Inch Magnetic Heavy-Duty Aluminum Box Level with Glo-View®

- Glo-View® illuminates vials without batteries.
- Soft-touch, over-sized hand grips.
- Strong-holding, rare-earth magnets.

Wt. 1.78 lbs.
009-27178

Catalog/Online EXCLUSIVE
J. Johnson 48-Inch Magnetic Heavy-Duty Aluminum Box Level with Glo-View®

- Glo-View® technology lasts for the life of the level.
- Domed center vial with 320 degrees of visibility.
- Strong, aircraft aluminum frame. Wt. 2.95 lbs.

009-27179

Catalog/Online EXCLUSIVE
K. Craftsman® 48-Inch Digital Level with Soft Storage Case

- 2-inch LCD screen displays in degrees, inch/foot or percent of grade; accurate to ± 0.1 degrees.
- Memory recall for up to nine measurements; zero button calibrates to any surface.
- Includes soft case. Wt. 2.58 lbs. *

009-79583

general purpose

Catalog/Online EXCLUSIVE

A. Woodpeckers® 24-Inch T-Square

- Laser engraved, anodized aluminum blade has precisely spaced, 1-mm holes every 1/16 in.
 - Outer edges are machined to a 30-degree bevel; additional holes machined on 1-in. centers.
 - Includes fitted wall-mountable case. Wt. 8.5 lbs.▼
- 009-80744

12-Inch T-Square

009-80743 Wt. 3.85 lbs.

32-Inch T-Square

009-80745 Wt. 10.5 lbs.

Catalog/Online EXCLUSIVE

B. Woodpeckers® 24-Inch Woodworking Rule

- Engineered heavy, straight and accurate with precise laser-engraved markings, on a 30-degree bevel for easy alignment to pencil marks.
 - Recess down the center of the bottom surface helps it sit flat; Includes standard and center scales. Wt. 1 lb.▼
- 009-80750

Catalog/Online EXCLUSIVE

C. Woodpeckers® 6-Inch Clamping Squares

- Get the box, drawer or cabinet perfectly square while it's nailed, screwed and glued.
 - All edges are chamfered, surface buffed and anodized to prevent oxidation and wood discoloration.
 - Four counter bored holes let you attach square to bench for convenience.
 - Includes one pair. Wt. 1.65 lbs.▼
- 009-80756

Catalog/Online EXCLUSIVE

D. Woodpeckers® Miter Clamp Set

- One clamp provides equal pressure on four surfaces simultaneously.
 - Each set of jaws are machined to true 90-degrees.
 - Counter bored holes for attaching to fixtures.
 - Includes one pair. Wt. 1.1 lbs.▼
- 009-80757

Catalog/Online EXCLUSIVE




E. Woodpeckers® 12 x 8 Square

- Blade and base are machined from a single aluminum block for accuracy, then fitted together with two, chrome-hardened steel pins to ensure bulletproof rigidity and alignment.
 - Includes fitted wooden case. Wt. 4.7 lbs.
- 009-80747

Catalog/Online EXCLUSIVE

F. Woodpeckers® Box Clamp

- Holds parts at a perfect perpendicular angle while allowing 100% access to the joint.
 - Machined from a solid aluminum billet to ensure perfect angles and mar-free surfaces. Wt. 1.35 lbs.▼
- 009-80755



**G SOFT-GRIP CLAMP
PADS PROTECT
WORKSURFACES**



**WIDE TRACK
FOR STRAIGHT
CUTS**



Catalog/Online EXCLUSIVE
Email: panamericandistribution@gmail.com
Clamp Edge Wide Track

- Ideal for all types of precision woodworking and carpentry; works as a guide for routers, circular and saber saws, and more.
- Durable, aircraft-grade, extruded aluminum body for straight and accurate cuts.
- Soft-grip clamping pads protect worksurfaces and clamp straight, or angles up to 22.5 degrees firmly.
- Oversized clamping handle for increased leverage and comfort.

Catalog/Online EXCLUSIVE
G. Bora™ 50-Inch Clamp Edge™ Wide Track

- Guides routers, circular and saber saws.
- 3 3/8-in. width allows for straight cuts and more solid clamping.
- Guaranteed for life.* Wt. 5.2 lbs.▼
009-27258 €

66-Inch Clamp Edge™ Wide Track
009-80787 Wt. 5.2 lbs.

**H. Bora™ 3-Piece
Clamp Edge™ Combo**

- Includes 24-, 36- and 50-in. Clamp Edge models. Regular \$104.97.
- Guaranteed for life.* Wt. 10 lbs.▼
009-80784

Catalog/Online EXCLUSIVE
2-Piece Clamp Edge™ Combo
Includes 24 and 50-in. Clamp Edge models.
009-27259 Wt. 4.5 lbs.

50-Inch Clamp Edge™
009-66423 Wt. 3.25 lbs.

36-Inch Clamp Edge™
009-66425 Wt. 2 lbs.

24-Inch Clamp Edge™
009-66424 Wt. 2 lbs.

Catalog/Online EXCLUSIVE
**J. Bora™ Multi-Angle
Adjustable Square**

- 8 precise, preset locking positions; 12-in. ruler.
- Aluminum and stainless steel.
- Compact and collapsible.
- Guaranteed for life.* Wt. 1.6 lbs.
009-27230

Multi-Angle Square 808
009-02723 Wt. 1.4 lbs.

Multi-Angle Square 408
009-27228 Wt. 0.8 lb.

Catalog/Online EXCLUSIVE
K. Bora™ Angle Master

- Angle measuring tool translates real object corner and angle readings to hand miter box or electric miter saw.
- Miter same-angle duplicator; measure once, cut once.
- Guaranteed for life.* Wt. 1.65 lbs.
009-27257

THE GUIDING CLAMP
Bora™ precision you can count on

SEE VIDEO
at sears.com/shopitools

H



*Warranted, see page 134a.
▼Accessories/props not included.



J

K



PanAmericanDistribution.com

Email: panamericandistribution@gmail.com

Get the Latest Price. sears.com/shopitools



general purpose

"SHEAR" TOOL SATISFACTION

Tools that make the cut




A new



A. new Olfa® Pro 9mm Comfort Grip Utility Knife

- Acetone-resistant with rubber/fiberglass anti-slip handle.
- Automatic blade lock; stainless steel blade channel.
- Includes pocket clip/blade snapper; UltraSharp snap-off black blade. Wt. 0.09 lb. 009-37002

9mm Metal Handle Snap-Off Utility Knife
009-37001 Wt. 0.09 lb.



B new



B. new Olfa® Pro 18mm Heavy-Duty Ratchet-Lock Utility Knife

- Heavy-duty contoured handle with stainless steel blade channel.
- Ratchet-wheel blade lock; unlimited blade positioning.
- Durable blade snaps off for renewable sharpness. Wt. 0.19 lb. 009-37003

Pro 18mm Heavy-Duty Snap-Off Replacement Blades
10-Pk. 009-37006 Wt. 0.19 lb.
5-Pk. 009-37005 Wt. 0.12 lb.



C new



C. new Olfa® Pro 18mm Heavy-Duty Comfort Grip Utility Knife

- Acetone-resistant with rubber/fiberglass anti-slip handle.
- Automatic blade lock; stainless steel blade channel.
- Includes versatile metal tip; UltraSharp snap-off black blade. Wt. 0.2 lb. 009-37004



D

D. Leatherman® Super Tool 300

- Newly redesigned! All ten blades have a unique safety locking mechanism.
- Clip-point and serrated knives, needle nose and regular pliers, two wire cutters, stripper, crimper, small, medium, large and Phillips, file, saw, bottle/can opener and awl. Wt. 0.5 lb. 009-80809



E

E. Leatherman Wave® Multi-Tool

- Outside the tool has access to 4 locking blades.
- The interior is packed with 7 tool blades.
- Includes pliers, cutters, screwdrivers, scissors, and can/bottle opener. Wt. 0.71 lb. 009-45520



F



F. Leatherman® Crater™ C33 Folding Knife

- Simple, lightweight, quick-to-deploy knife.
- Great size with a perfect feel and balance.
- 3.94-in. closed length, 2.6-in. blade length.
- Features carbiner clip and bottle opener. Wt. 0.15 lb. 009-13464

innovation

Titanium Bonded™ blades are 3x harder than steel alone



G

Catalog/Online EXCLUSIVE
G. Clauss SpeedPak® Utility Knife with 10-Blade Cartridge

- Lightweight, aluminum knife with ergonomic handle.
- Titanium Bonded™ blades are 3x stronger than steel alone.
- Includes 10 disposable Titanium Bonded™ double-edged blades. Wt. 0.5 lb. 009-27188



10-blade cartridge for quick blade changes



SpeedPak® Cartridges (100 blades)
009-27195 Wt. 1.04 lbs.

SpeedPak® Cartridges (50 blades)
009-02719 Wt. 0.57 lb.

SpeedPak® Cartridges (10 blades)
009-27189 Wt. 0.11 lb.



H



Catalog/Online EXCLUSIVE
H. Clauss ExtremEdge Titanium 8-Inch Shears

- Industrial-strength cuts multiple layers of material.
- Hex key adjusts shear tension to the type of material being cut.
- Titanium Bonded™ blades. Wt. 0.4 lb. 009-27219



J. Craftsman® 2-Piece Lockback Utility Knife Set

- Unique blade changing mechanism is fast and requires no tools.
- Hand-polished wood handles.
- Second mini-knife can be put on a keychain. Wt. 0.75 lb.

009-94835

Catalog/Online EXCLUSIVE
K. The Original Pink Box Tool Bag Bundle from Cala Industries

- All these tools—one great price in a 12-in. pink tool bag.
- 12-oz. claw hammer; 16-ft. tape measure; 8-piece SAE key set.
- 6-in. needle nose and slip joint pliers, bit driver, bits and 4-piece precision screwdriver. Wt. 5 lbs.

009-25860



Terri McGraw
Email: panamericandistribution@gmail.com
"I am loving this tool kit. This sturdy bag is filled with loads of compartments and every tool you'll need for basic home projects. The bonus? Every tool is pink and black—so chic."
Learn more about Terri at sears.com/shop/tools



 **SEE VIDEO**
at sears.com/shop/tools

THE ORIGINAL PINK BOX

CARRY-ALONG COMPANIONS

Reliable tool bags & handy totes

general purpose

L 2-PIECE SET



L. Craftsman 16- and 20-Inch, 2-Piece Bag Set

- Wide-opening design for easy tool access.
- Reinforced material for ultimate durability.
- Three mesh and three regular exterior pockets.

Wt. 3.25 lbs.
009-37540

M 12-INCH TOTE



M. Craftsman 12-Inch Tote

- Metal tape measure clip; foam rubber grip.
- 16 elastic storage loops; large mesh netted external pockets.
- 2 velcro straps to hold levels. Wt. 1.95 lbs.

009-37538 Red/Black
009-37546 Black/Blue
009-37545 Black/Green
009-37544 Black/Tan

CRAFTSMAN

A new



MIDWEST
SNIPS

A. new Midwest® Aviation Snips

- 9 3/4-in. size; snip both angled curves & straight.
- Blades made of hot drop-forged molybdenum alloy steel for strength.▼

009-81984 Right Offset. Wt. 1.02 lbs.

009-81985 Left Offset. Wt. 1.04 lbs.

009-42894 Right and Left Set. Wt. 2.2 lbs.



Catalog/Online EXCLUSIVE

B. Clauss Titanium Bonded™ Aviation Snips

- Titanium Bonded™ blades are 3x harder than steel.
- Cut up to 20-gauge stainless steel; color coded handles; non-slip grips. Wt. 0.9 lbs.

009-27198 Left Cut

009-27199 Straight Cut

009-02720 Right Cut

Catalog/Online EXCLUSIVE

C. Clauss Titanium Bonded™ Tin Snips

- Titanium Bonded blades resist corrosion.
- Precision ground blades perfect for low carbon, cold rolled steel.
- Non-slip grips.

009-27207 7-Inch. Wt. 0.62 lb.

009-02721 10-Inch. Wt. 1.17 lbs.

009-27217 12-Inch. Wt. 1.5 lbs.

24.99

SNIP IT, CUT IT, CLAMP IT!

Specialized tools for your specialized jobs



AUTHENTIC JAPANESE PULL SAWS



“RYOBA” BENDS FOR CHALLENGING CUTS



LASER GUIDANCE HELPS YOU CUT WITH CONFIDENCE!

SPEAR & JACKSON

ALDRE RS-SAW

Catalog/Online EXCLUSIVE

D thru G. Tokutaro Traditional Japanese-Style Pull Saws

- Cutting wood on the pull stroke allows for a thinner blade that delivers a faster, more precise cut.
- Durable locking blades made of rust-resistant spring steel.
- Include blade guards. Order from chart below.▼

TOKUTARO TRADITIONAL JAPANESE-STYLE PULL SAWS			
	Catalog No.	Blade	Wt., lbs.
	D.	009-82859	*DOZUKI™ Dovetail Saw 0.75
	E.	009-82862	Flush Cut Saw 0.5
	F.	009-82863	Trim Saw 0.5
	G.	009-82858	“RYOBA” Double-Edged Saw 1.0
		009-82864	4-Pc. Japanese Saw Combo 3.0

H. Spear & Jackson® Laser-Guided Woodsaw

- Handles thin slice, straight cuts, or complex compound mitre cuts.
 - Guidance system provides enhanced accuracy and confidence. Wt. 1.12 lbs. ●
- 009-87902

Catalog/Online EXCLUSIVE
J. Aldre Saws® Pro 20-Inch Hand Saw

- For straight and cross cuts.
 - Long life; .039-in. extra-thick steel blade with 7 tpi. has three-sided, ground teeth. Wt. 0.9 lb.
- 009-80727

Thin-Blade Hand Saw
.033-in. thick steel blade.

PanAmericanDistribution.com
YOST VISES

SINCE 1908

K



Email: panamericandistribution@gmail.com





**3 SETS OF PIPE
JAWS ALLOW WORK
ON EITHER FLAT OR
ROUND STOCK**

Accessories/props not included.



**REPLACEABLE
HARDENED
STEEL JAWS**




YOST® VISES ALL ITEMS Catalog/Online EXCLUSIVE								Price
	Catalog Number	Description	Model#	Jaw Width, in.	Jaw Opening, in.	Throat Depth, in.	Ship Wt., lbs.	
K.	009-23118	Multi-Jaw Rotating Combination Pipe and Bench Swivel Base Vise	750	5 1/8	4	3.5	63	
L. Also Available	009-23105	Heavy-Duty Machinist's Vise w/ Swivel Base	204	4	6.5	4	58	
	009-23107	Heavy-Duty Machinist's Vise w/ Swivel Base	206	6	10	6.25	118	
	009-23109N◆	Heavy-Duty Machinist's Vise w/ Swivel Base	208	8	12	8	230	
M.	009-29665	6 1/2-in. Multipurpose Reversible Mechanic's Swivel Base Vise. 0.125 to 3.5-in. Pipe Capacity (Reversed)	865-DI	6 1/2	7 (11)	4 (3)	49	
Also Available	009-29667	8-in. Multipurpose Reversible Mechanic's Swivel Base Vise. 0.125 to 4.5-in. Pipe Capacity (Reversed)	880-DI	8	8.5 (13)	4.75 (3.75)	69	
N.	009-23117	7-in. Ductile Iron Woodworker's Vise	7WW-DI	7	9	4	32	

general purpose



"Jorgensen"



P. Jorgensen® Professional Bench Vises

- Cold-formed steel channels cover and protect screws; designed to be stronger.
 - Vises feature swivel bases with dual lock nuts, replaceable hardened-steel jaw faces, ground and polished anvils, and large forming horns.
- 009-81740 4-in. Max Opening. Wt. 19 lbs.
009-81741 5-in. Max Opening. Wt. 29 lbs.
009-81742 6-in. Max Opening. Wt. 39 lbs.

Q. Jorgensen® Expandable ISD Bar Clamp Sets

- Patented expansion allows two clamps to be connected into one longer clamp.
 - Delivers 76% more clamping force than Irwin 506qc.
- 009-80795 12-in. Clamps. pair. Wt. 3.5 lbs.
009-80794 6-in. Clamps. pair. Wt. 3 lbs.

R. Craftsman Professional® Bench Vise

- 65,000 psi tensile ductile iron body parts provide mass and strength.
 - Jaw face is 4 1/2-in. wide with a 4-in. opening and 3 1/2-in. depth.
 - Fully enclosed spindle/nut assembly. Wt. 40.75 lbs.
- 009-51888

S. Craftsman® Heavy-Duty Vises

- Precision-machined anvil; extra channel support on back jaw.
- Smooth on one side for no-mar gripping, serrated on the other.
- 6-in. vise has smooth jaw face. Warranted.* Order from chart below.

S. CRAFTSMAN HEAVY-DUTY VISES						
Catalog No.	Jaw Opening	Max. Capacity	Pipe Depth	Throat Size, in.	Wt., lbs.	Price
009-51854	4 in.	4 3/4 in.	2 5/8 in.	1/8-2	19.5	
009-51855	5 in.	5 3/4 in.	3 7/16 in.	1/8-2 1/2	28.5	
009-51856	6 in.	6 3/4 in.	3 11/16 in.	1/8-2 1/2	39.5	

*Warranted, see page 134a.
◆ See "N" suffix note on page 134a.
Accessories/props not included.
* See page 134a for laser use and precautions.

PanAmericanDistribution.com

Email: panamericandistribution@gmail.com

Get the Latest Price. sears.com/shoptools



STEEL HANDLE



FIBERGLASS HANDLE



HICKORY HANDLE



A. Vaughan® 19-Ounce Steel Eagle Framing Hammer

- 19-oz., dropped forged steel head.
 - 16-in., dropped forged steel handle.
 - Patented "ShockBlok" shock-absorbing core. Wt. 2.25 lbs.
- 009-38215

B. Vaughan® 20-Ounce Fiberglass Handle Framing Hammer

- 20-oz., dropped forged steel head.
 - 16-in. fiberglass handle.
 - Milled striking face. Wt. 1.9 lbs.
- 009-38213

C. Vaughan® 23-Ounce California Framer Hickory Handle Framing Hammer

- 23-oz., dropped forged steel head.
 - 17-in., hatchet-style handle made of American hickory.
 - Extra-large striking face. Wt. 2 lbs.
- 009-38217

REDUCED VIBRATION FROM IMPACT



HELPS STRAIGHTEN WARPED 2X4s



WEIGHT-FORWARD PUTS THE POWER UP FRONT



D. Estwing 20-Ounce Curve Claw Hammer

- Blue vinyl, Shock Reduction Grip® reduces shock up to 70%.
 - Solid, one-piece head and handle.
 - Fully polished. Model E3-20C. Wt. 1.25 lbs.
- 009-38363

E. Estwing 22-Ounce Solid Steel Hammertooth® Hammer

- Blue vinyl, Shock Reduction Grip® reduces shock up to 70%.
 - Solid, one-piece head and handle.
 - Fully polished. Model E6-22T. Wt. 1.7 lbs.
- 009-38373

F. Estwing 21-Ounce Weight-Forward Long Handle Milled Face Hammer

- Unique Weight-Forward design puts the power and weight up front.
 - Continuous face-to-claw radius.
 - Fiberglass handle. Model WF21LM. Wt. 2.5 lbs.
- 009-38403

Estwing

WOOD SPLITTING



16-INCH



26-INCH



G. Estwing 4-Pound Fireside Friend®

- Blue vinyl, Shock Reduction Grip® reduces shock up to 70%.
 - 2 1/2-in. blade.
 - Small, compact. Model E3-FF4. Wt. 4 lbs.
- 009-79493

H. Estwing 16-Inch Camper's Axe

- Blue vinyl, Shock Reduction Grip® reduces shock up to 70%.
 - 4-in. blade.
 - Leather sheath. Model E44A. Wt. 3 lbs.
- 009-79492

Catalog/Online EXCLUSIVE

J. Estwing 26-Inch Camper's Axe

- Blue vinyl, Shock Reduction Grip® reduces shock up to 70%.
 - 4-in. blade.
 - Leather sheath. Model E45A. Wt. 3.8 lbs.
- 009-23265

HAMMERING OUT THE DETAILS

PanAmericanDistribution.com

Email: panamericandistribution@gmail.com

Put a great brand in your hand

Catalog/Online EXCLUSIVE

K. Craftsman® 5-Piece Steel Handle Ball Peen Hammer Set

- Patented "Power Plug" shock-absorbing core reduces vibration and shock transfer to user's arm, wrist and elbow.
- Includes 8, 12, 16, 24 and 32-oz. hammers. Wt. 12 lbs.

009-38528

PRECISION MACHINED STRIKING FACE ASSURES UNIFORMITY



K

Catalog/Online EXCLUSIVE

L. Craftsman 5-Piece Hickory Handle Ball Peen Hammer Set

- 12-oz. steel core head hammer with dual plastic tips.
- Four ball peen hammers with 12, 16, 24 and 32-oz. drop-forged, heat-treated heads.
- Separate prices total \$81.95. Wt. 8.5 lbs.

009-38074

16-Ounce Hickory Handle Ball Peen Hammer

009-38465 Wt. 1.3 lbs.



L

CRAFTSMAN®

general purpose

Catalog/Online EXCLUSIVE

M. Craftsman 3-Piece Hammer, Bar and Puller Set

- 15-in., reversed hook pry bar increases leverage of the "sweep" claw.
- 11 3/4-in. nail puller offers excellent leverage and increased strength.
- 19-oz., steel-handled hammer magnetic nail holder and side nail puller. Wt. 5 lbs.

009-87773



M

N. Craftsman 16-Ounce Tubular Handle Curved Claw Hammer

- Shock-absorbing hickory plug.
- Third claw pulls nails in tight places.
- Synthetic rubber grip. Wt. 1.6 lbs.

009-38125



N

16-Ounce Forged Steel Handle Curved Claw Hammer

009-38127 Wt. 1.7 lbs.

P. Craftsman 48-Ounce Double-Faced Engineer's Hammer

- 15-in., heavy-duty solid fiberglass handle; contoured molded grip.
- Large crowned striking face; overstrike guard. Wt. 4.2 lbs.

009-38261



P

latest price online

PanAmericanDistribution.com

Email: panamericandistribution@gmail.com

Get the Latest Price. sears.com/shoptools

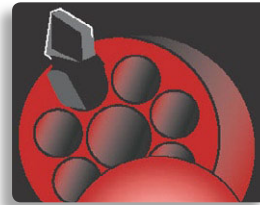


A. Craftsman® 24-Piece Screwdriver Set

- Phillips and Torx® blade tips provide tight tolerance and fit.
- Set includes 10 slotted screwdrivers, 7 Phillips screwdrivers, 1 pocket 4-way, 1 scratch awl, and 5 Torx® screwdrivers. Wt. 4 lbs.

009-47155

DIAL-A-BIT QUICK CHANGE SYSTEM



B



MAGNETIC & RATCHETING

B. Craftsman Ratcheting Magnetic Screwdriver with Bit Storage

- Ergonomic design; six-bit storage system lets you dial to the bit you want.
- 5 slotted, 4 Phillips, 6 Torx®, 4 square drive and 6 hex shank single side bits. Warranted.* Wt. 1 lb.

009-47144

TAKE A NEW DRIVER FOR A SPIN

Try a new twist on timeless classics



C

C. Craftsman 42-Piece Screwdriver Set

- 13 slotted, 9 Phillips, 6 Torx®, 2 offsets, 1 pocket 4-way, 1 magnetic bit driver, and 10-pc. bit block set.
- Color coded: red for slotted, clear for Phillips.
- Warranted.* Wt. 6.1 lbs.

009-41042

18-Piece Screwdriver Set

9 slotted, 7 Phillips, 1 offset, 1 4-way.

009-41608 Wt. 2.81 lbs.

29-Piece Screwdriver Set

12 slotted, 8 Phillips, 6 Torx®, 2 offsets, 1 4-way.

009-41029 Wt. 4.1 lbs.



4-IN-1 SCREW DRIVER



D

D. Craftsman 4-in-1 Screwdriver

- Interchangeable double-ended bits: 3/16-in. and 1/4-in. slotted; Phillips #1 and #2.
- Bits store in shaft. Warranted.* Wt. 0.4 lb.

009-41161



RETRACTABLE BIT CHANGE SYSTEM

PanAmericanDistribution.com

Email: panamericandistribution@gmail.com



E

TWIST TO SELECT BIT



PUSH BIT HOLDER IN



BIT LOCKS IN PLACE



CHANGED IN LESS THAN 2 SECONDS



E. Craftsman Autoloading Multi-Bit Screwdriver

- Autoloader exchanges screwdriver bits in less than 2 seconds.
- Six magnetic bits: P1, P2, P3; slotted 1/4, 3/16, 1/8 in.
- Bits are removable, replaceable and customizable. Wt. 0.5 lb.

009-47380



F



G

Catalog/Online EXCLUSIVE

F. Craftsman 109-Piece Screwdriver Set

- 19 slotted, 10 Phillips, 2 Robertson junior, 1 Reed Prince.
- 7 Torx®, 2 offset, 1 speed driver, 1 scratch awl.
- 4-way pocket screwdriver, magnetic shaft screwdriver, 64 security/standard bits with holders.
- Separate prices total over \$250. Warranted.* Wt. 9.8 lbs.

009-29499

Catalog/Online EXCLUSIVE

G. Craftsman Professional® 25-Piece Screwdriver Set

- 24 screwdrivers: 11 slotted, 7 Phillips, 6 Torx®; plus a scratch awl.
- Separate prices total \$211.75. Wt. 7.33 lbs.

009-47205

PanAmericanDistribution.com

*Warranted, see page 134a.

shopyourway rewards Email: panamericandistribution@gmail.com join now. earn today. it's free.

GRAB THE RIGHT PLIERS

Craftsman® style, comfort grips and new uses for a vital tool



SOLID-JOINT PLIERS

COMFORT GRIP HANDLES



ALLOY STEEL FOR DURABILITY

Catalog/Online EXCLUSIVE

A. Craftsman® 11-Piece Solid-Joint Pliers Set

- Includes 6-in. long nose, 6-in. bent long nose, 8-in. linesman, 6-in. diagonal cutter, 8-in. duckbill, 8-in. long nose, 8-in. long reach long nose, 7-in. diagonal cutter, 7-in. bent wide jaw cutter, 4-in. diagonal cutter and 4 1/2-in. long nose.

• Separate prices total [redacted]
Lifetime Warranty.*
Wt. 4.9 lbs.▼

009-45450



A

Catalog/Online EXCLUSIVE

F. Craftsman 8-Piece Solid-Joint Pliers Set

- Includes 6-in. diagonal cutting, 8-in. long reach, 8-in. duckbill, 7-in. diagonal, 7-in. linesman, 6-in. long nose, 8-in. long nose and 6-in. bent long nose.

• Separate prices total [redacted]
Lifetime Warranty.* Wt. 4.12 lbs.

009-50494



F



B

SLIP-JOINT



Catalog/Online EXCLUSIVE

B and C. Craftsman Pliers Sets

- Flush rivet design allows closer access to worksurfaces and provides improved strength.

B. Craftsman 3-Piece Slip-Joint Pliers Set

- Includes 6 3/4, 8 and 10-in. sizes.
- Wire-cutting edge, three working surfaces plus two jaw openings.
- Separate prices total \$35.47.

Wt. 2.13 lbs.

009-45233



C

ARC-JOINT



C. Craftsman 3-Piece Arc-Joint Pliers Set

- Includes 9 1/2, 13 and 16 1/2-in. sizes.
- Separate prices total \$87.47.

Wt. 5.93 lbs.

009-45439



D

MULTI-PURPOSE



Catalog/Online EXCLUSIVE

D and E. Craftsman Multi-Purpose Pliers Sets

- Made of hardened, tempered alloy steel; comfort-grip handles.
- Solid-joint pliers designed for superior cutting and gripping.
- Arc-joint and slip-joint pliers have flush rivet design for closer access to worksurfaces.
- Lifetime Warranty.*



G



LAMINATED

Catalog/Online EXCLUSIVE

G. Craftsman 6-Piece Laminated Pliers Set

- Coated, laminated steel offers excellent corrosion resistance.
- Includes 6-in. diagonal cutter, 6 1/2-in. slip joint and long nose, 8-in. adjustable and slip joint, and 10-in. adjustable-joint pliers.

• Separate prices total [redacted]

Wt. 4.35 lbs.

009-45746



E

D. Craftsman 4-Piece Pliers Set

- Includes 7-in. diagonal, 8-in. long nose, 6 3/4-in. slip-joint and 9 1/2-in. arc joint.

• Separate prices total [redacted]

Wt. 2.44 lbs.

009-45235

E. Craftsman 6-Piece Pliers Set

- Includes 6-in. diagonal cutting, 8-in. duckbill, 8-in. linesman, 8-in. long nose, 6 3/4-in. slip joint and 9-in. arc joint.

• Separate prices total [redacted]

Wt. 3.92 lbs.

009-45408



H



ROBOGRIP®

Catalog/Online EXCLUSIVE

H. RoboGrip® 3-Piece Pliers Set

- Self-adjusting for non-slip hold.
- Includes 10-in. V-notch jaw, 9-in. V-notch jaw and 7-in. curved jaw.

Wt. 2.6 lbs.

3-Piece Laminated Pliers Set

009-45743 Wt. 2.5 lbs.

Email: panamericandistribution@gmail.com



STRONGER GRIP WITH LASER-TREATED TEETH



J. Channellock® 2-Piece Pliers Set
• Non-slip undercut tongue, groove.
• CHANNELLOCK BLUE® comfort grips. Wt. 1.32 lbs.
009-45443



2-PIECE SET

J

SIGNATURE BLUE NO-SLIP GRIP

Look for the blue grip on Channellock® tools

general purpose



K



Catalog/Online EXCLUSIVE
K. Channellock® The Rescue Tool
• Introduced for fire & rescue teams, combines six tools in one.
• Can cut through battery cables, close gas shut-off valves, wedge open doors and windows, shatter safety glass and more. Wt. 1.63 lbs.
009-87772

Catalog/Online EXCLUSIVE
L. Channellock® Pro's Choice 4-Piece Pliers Set
• 4 1/2, 6 1/2, 12 and 16-in. tongue and groove pliers. Wt. 4.59 lbs.
009-87771

Catalog/Online EXCLUSIVE
M. Channellock® 8-Piece Code Blue® Pliers Set with Canvas Tool Roll
• Includes one 9 1/2-in. high leverage linemen's pliers, one 9 1/2-in. tongue and groove pliers, one 10-in. tongue and groove pliers, one 8-in. long nose pliers with cutter.
• Also one 8-in. diagonal cutting pliers, one 8-in. end cutting pliers, one 9-in. crimping tool and one 9-in. cable-cutting pliers, plus a canvas tool roll.
• Made in USA. Wt. 6.5 lbs.
009-45337



M



CODE BLUE
CHANNEL LOCK

L





A
2-PIECE
SET

PRESS-AND-SLIDE
BUTTON QUICKLY
ADJUSTS LOWER JAW



TOOLS THAT
Irwin® and

WON'T LET GO
Craftsman® locking pliers



B

A. IRWIN® 8- and 10-Inch
GrooveLock Pliers Set

- Specially engineered jaw grips round, hex, square, and flat surfaces for versatility.
- Pro-Touch™ grips feature molded handles for comfort and improved grip. Wt. 1.8 lbs. 009-14009

10-Inch GrooveLock Pliers
009-14007 Wt. 1.2 lbs.

12-Inch GrooveLock Pliers
009-14008 Wt. 1.5 lbs.

B. VISE-GRIP® 4-Piece
Pro Pliers Set

- Includes 6-in. long nose, 6-in. slip joint, 10-in. groove joint pliers and 10-in. adjustable wrench. Wt. 3.2 lbs. 009-18052



C

C. Craftsman® 3-Piece
Adjustable Wrench Set

- Includes 6-, 8- and 10-in. sizes.
- Tapered heads for better access.
- Warranted.* Wt. 1.8 lbs. 009-44664

2-Piece Adjustable Wrench
Set 10- and 12-in. sizes.
009-44012 Wt. 2.25 lbs.



D

D. Craftsman 3-Piece
Locking Pliers Set

- Easy-release pliers lock with one hand and release with a push of a button.
- Cushioned grip for less hand fatigue.
- 6, 7, 10-in. .Wt. 2.64 lbs. 009-45713

2-Piece Locking Pliers Set
009-45712 Wt. 2.2 lbs.



Your innovation
destination 24/7.
sears.com/tools
Call now!
1-877-4BLUCRW