

# sears

AMERICA'S TOOL HEADQUARTERS

# COOL BLUE FOR TOOLS



[sears.com/shoptools](http://sears.com/shoptools)

1-877-4BLUCRW (425-8279)

# WHY SEARS FOR **power**



**CRAFTSMAN**<sup>®</sup>

**DEWALT**<sup>®</sup>

**HITACHI**

SEARS has the right boot for you at **AMERICA'S WORKBOOT HEADQUARTERS** at [www.sears.com/shoes](http://www.sears.com/shoes)



# tools

PanAmericanDistribution.com

**CRAFTSMAN®  
QUALITY, MORE  
TOP BRANDS,  
HUGE SELECTION**

**TOOLS THAT  
HELP YOU  
WORK SMARTER  
AND QUICKER  
FOR THE DIY-ER  
OR PRO IN YOU**

## DID YOU KNOW?

The first Craftsman® drill with keyless chuck, introduced by Sears in 1986, changed the power tool industry forever.

**ROCKWELL®**

Email: [panamericandistribution@gmail.com](mailto:panamericandistribution@gmail.com)

**ROLANDO TAVAS**

furniture  
maker and  
workbench  
handyman



power tools

“In my work as a furniture maker and general workbench handyman, there’s always a project where both traditional and specialty power tools are necessary. That’s why Sears is the place that I go for power tools, because I know they’ve got an incredible selection for matching the tool I need with the work I’m doing... and I can always rely on the Craftsman brand.”



SNAP THIS CODE WITH YOUR MOBILE DEVICE AND SEE A VIDEO ON ROLANDO TAVAS



**PORTABLE  
POWER**  
SEE PAGES  
10-33



**BENCH  
POWER**  
SEE PAGES  
34-47

Email: [panamericandistribution@gmail.com](mailto:panamericandistribution@gmail.com)

PanAmericanDistribution.com

# CAN YOUR DRILL DO THIS?

DELIVERS  
**700 LBS.  
OF TORQUE  
POWER**

1




2

TRANSFER  
AND CUT  
**EXACT ANGLES**

SNAP THIS CODE  
WITH YOUR MOBILE  
DEVICE AND SEE  
A VIDEO ON THIS  
CRAFTSMAN®  
MITERMATE SAW



SEE VIDEO  
at sears.com/shoptools



angle finder measures angle



pivot fence adjusts to angle  
finder for a perfect cut



# 5 must have **inn**

## MORE TOOLS. MORE

3



**CRAFTSMAN®**

LEGS FOLD FOR  
**EASY STORAGE &  
TRANSPORTATION**



DRILLS IN  
TIGHT  
SPACES



COMPACT  
HELPS  
REDUCE  
USER  
FATIGUE



**Rob Ostapiuk**

"This drill allows me to work in tight spots where my power drill is just too big. The Nextec drill has good power to complete all my drilling tasks."

Learn more about Rob at [sears.com/shoptools](http://sears.com/shoptools)



SNAP THIS CODE WITH YOUR MOBILE DEVICE AND SEE A VIDEO ON THIS CRAFTSMAN® NEXTEC RIGHT ANGLE DRILL



Catalog/Online EXCLUSIVE  
**A. Craftsman® Nextec 12V Right-Angle Impact Driver**

- Innovative, compact, ergonomic design.
- Reversible drill delivers 700 in. lbs. of torque; 0-2200 rpm.
- 1/4-in. quick-connect clamp, electric brake, and FuelGauge.
- Includes charger, LED work light, battery, 4 accessories and case. Wt. 5 lbs.

009-17562

**CRAFTSMAN®**  
**NEXTEC™**

tools more cutting edge power tools from Sears

# ovation

**GENIUS. WE MEAN IT. CHECK IT OUT!**

D

**ROCKWELL**

3-IN-1 DRILL  
HANDLES  
MULTIPLE TASKS



4

- B. Craftsman 15-amp 10-inch MiterMate™ Saw.**
- Angle Transfer System makes accurate crown, chair rail, and base miter cuts.
  - Angle Finder measures angles for inside/outside corners.
  - Includes horizontal hold-down clamp and dust bag. Wt. 34.5 lbs.

PanAmericanDistribution.com 009-28140

**C. Craftsman Portable Benchtop Router Table with Folding Legs**

- Table sets up in seconds and quick clamp allows for fast router mounting.
- Starter pin and guard for routing round pieces. Wt. 20 lbs.

**DEWALT**

COMPACT  
FITS IN TIGHT  
SPACES



5

Catalog/Online EXCLUSIVE  
**D. Rockwell® 12V Lithium 3-in-1 Function Hammer Drill, Rotary Drill, and 1/4-Inch Hex Driver**

- Delivers 0-4800 bpm.
- Reversible drill features 3/8-in., 3-jaw keyless chuck and compact hex chuck with SDS-plus shank.
- 2 batteries, charger, 4 drill bits/4 driver bits and carry bag.
- Model RK2513K2. Wt. 6.3 lbs.

009-25831 Email: panamericandistribution@gmail.com

**E. DeWalt® 12V Drill Driver**

- Delivers 1,500 rpm.
- Compact, lightweight design with a 3/8-in. chuck and LED light.
- Includes 2 batteries, charger, belt hook, and bag. Wt. 5 lbs.

## IMPACT WRENCHES ARE "TORQUE TOUGH"

- Great for tightening and loosening difficult nuts and bolts.
- The utility of a pneumatic impact wrench without the hassle of compressors or hoses.
- Good for automotive use.

### 19.2V IMPACT WRENCH



A



#### A. Craftsman® C3 Impact Wrench Kit

- Delivers 0–3000 rpm, and produces 200 ft.lbs. of torque and 0–3000 ipm.
- Features 1/2-in. anvil with pin retention, mid-handle design with over-mold, and LED light.
- Includes two NiCad batteries, charger, socket extender, auxiliary handle, bag and manual. Wt. 11.19 lbs.

009-17339



includes storage bag, charger and 2 batteries



#### B. DeWalt® 18V Cordless Impact Wrench Kit

- 300 ft.lbs. of maximum torque for heavy-duty fastening jobs.
- 1650 rpm/2600 bpm for faster application speed.
- Two 18V XRP™ batteries, 1-hour charger and kit box.
- Model DW059K-2. Wt. 7.55 lbs.

009-25737



### 18V IMPACT WRENCH



includes kit box, charger and 2 batteries



C

### 12V IMPACT DRIVER



includes storage bag, charger and 2 batteries



#### C. DeWalt® 12V Lithium Impact Driver

- Compact, lightweight design with 1/4-in. chuck and three LED lights.
- Delivers 950 in.lbs. of torque, 0–3400 ipm and 0–2450 rpm.
- Includes 2 batteries, charger, bit and belt hook. Wt. 4.8 lbs.

009-26723



D

### 18V IMPACT DRIVER



includes kit box, charger and 2 batteries



#### D. DeWalt® 18V Compact Cordless Impact Driver Kit

- Includes two 18V compact Lithium-Ion batteries.
- Delivers 1330 in.lbs. of torque.
- Includes 30-minute charger.
- Model DCF826KL. Wt. 8.12 lbs.

009-17352



Your innovation destination 24/7.

sears.com/tools  
Call now!  
1-877-4BLUCRW



PanAmericanDistribution.com

# AND POWERFUL

## torque for tough jobs in tight spaces

Email: panamericandistribution@gmail.com

**CRAFTSMAN**   
**NEXTEC**

**E**  
**12V**  
**IMPACT**  
**DRIVER**

SNAP THIS CODE WITH YOUR MOBILE DEVICE AND SEE A VIDEO ON THIS CRAFTSMAN® NEXTEC RIGHT ANGLE DRILL



 **SEE VIDEO**  
at sears.com/shoptools

for tough jobs  
where other  
drills can't go



### IMPACT BITS CAN TAKE THE HIT! ALWAYS USE THEM WITH YOUR IMPACT DRIVERS

**CRAFTSMAN**



**E. Craftsman Nextec 12V Right-Angle Impact Driver**

- Innovative, compact, ergonomic design.
- Reversible drill delivers 700 in.lbs. of torque; 0-2100 rpm.
- 1/4-in. quick-connect clamp, electric brake, and FuelGauge.
- Includes charger, LED work light, battery, 4 accessories and case. Wt. 5 lbs.

009-17562

**G** **19.2V IMPACT DRIVER**



**IMPACT DRIVERS  
DELIVER MORE  
POWER**

- Delivers extra power to drive tough screws and bolts.
- No more twisting the chuck-quick and easy bit changes get the job done faster.
- Good for carpentry, plumbing, electrical.



includes  
storage bag,  
charger and  
2 batteries

Catalog/Online EXCLUSIVE

**F. Craftsman 29-Piece Heavy-Duty Impact Driver Set**

- Heavy-duty for impact drivers; engineered to take a hit and finish the job.
- Forged tip reduces breakage and allows for 2x longer bit life.
- Spring-loaded magnets on all nutsetters eliminate loose magnets. Wt. 1.1 lbs.

009-02662

**G. Craftsman C3 Impact Driver Kit**

- Reversible impact driver delivers 0-3500 rpm, no-load speeds, 1500 in.lbs. of torque and 0-3500 imp.
- Features bright LED light and mid-handle, two NiCad batteries, 2 screwdriver bits, charger, bag and manual. Wt. 10.3 lbs.

009-17338

portable power

**A. Craftsman® Evolv™ 18V Reversible Drill/Driver**

- Variable speed (0–650 rpm) motor allows lower speeds for starting holes.
- 24-position clutch adjusts to permit the bit to slip at various torque settings.
- Includes 18V battery, 3-hour charger and two double-end bits. Wt. 7.01 lbs.

009-11383



**B. Craftsman C3 19.2V Cordless Drill/Driver**

- Variable speed, with versatility to drill at low and high speeds.
- Forward/reverse function; 24 torque settings.
- Keyless chuck; electric brake. Wt. 6.1 lbs.

009-17191



KITCHEN REMODELING



FURNITURE ASSEMBLY



# D.I.Y. PROJECTS HAVE

Tools that cut it, drill it

**CRAFTSMAN  
NEXTEC  
DRILL/  
DRIVER**

**E. Craftsman Nextec 12V Lithium-Ion Drill/Driver**

- Compact design with soft grip, 3/8-in. chuck and LED light.
- Delivers 195 in.lbs. of torque and 0–400/0–1300 rpm.

009-17586



**i-drill  
DRILL/DRIVER**

Catalog/Online EXCLUSIVE

**F. i-Drill 12V Lithium-Ion Globally Chargeable Reversible Drill/Driver**

- Provides 0–350/0–1300 rpm.
- Features built-in work light, 3/8-in. keyless chuck, and 17 + 1 torque settings.
- Includes two globally chargeable batteries, charger and adapter. 5-year limited global warranty.\* Wt. 2.7 lbs.

009-80813



**DEWALT  
DRILL/  
DRIVER**

**G. DeWalt® 12V Drill/Driver**

- Compact, lightweight design with a 3/8-in. chuck and LED light.
- Delivers 1500 rpm.
- Includes 2 batteries, charger, belt hook and bag. Wt. 5 lbs.

009-26772



**CRAFTSMAN  
HAMMER  
DRILL**

**L. Craftsman 1/2-Inch Corded Hammer Drill**

- 6-amp motor for power in either rotary or rotary hammer modes.
- Variable speed; trigger switch with lock-on.
- 1/2-in. keyless chuck; drill/hammer capable; overmold grip. Wt. 10.6 lbs.

009-10137



**CRAFTSMAN  
PROFESSIONAL  
HAMMER  
DRILL**

**M. Craftsman Professional® 8-amp Corded 1/2-Inch Hammer Drill**

- Variable speed rotary drilling of 0–2800 rpm; manual spindle lock.
- 1/2-in. keyed steel chuck allows quick tightening of bits.
- Forward/reverse. Wt. 11.25 lbs.

009-28129



**19.2V  
HAMMER  
DRILL/  
DRIVER**

**N. Craftsman C3 19.2V Cordless 1/2-Inch Hammer Drill/Driver**

- Dual speed ranges; 24-position torque clutch.
- Mid-handle design with overmold comfort grip.
- 360-degree auxiliary handle; electric brake; bit storage. Wt. 15.5 lbs.

009-11543





**CRAFTSMAN**

**C. Craftsman 13-amp Corded 7 1/4-Inch Circular Saw**

- Ball bearing motor provides 5000 rpm.
- Cast aluminum upper/lower blade guards.
- 24-tooth carbide blade, built-in dual bulb LED light and on-board tool storage. Wt. 17.32 lbs.

009-10871

**CRAFTSMAN**

**PROFESSIONAL**

**D. Craftsman Professional 12-amp 360° Scrolling Reciprocating Saw**

- Features tool-less blade change, 3-position mode selector, 0-2700 sp variable speed, and no-stop, free rotating head.
- Includes soft case, li tool indicator and w/c blade. Wt. 8.9 lbs.

009-27224

power

**SEE VIDEO**  
at sears.com/shoptools

**SEE VIDEO**  
at sears.com/shoptools



**H. Craftsman Evolv™ 12-amp Circular Saw**

- 7 1/4-in. circular saw with 5500-rpm motor.
- Ergonomic handles for comfort; lightweight and durable die-cast aluminum blade guards.
- Bevel capacity of 0-45 degrees; steel shoe features an integrated cross-cut ruler for reference and measurement. Wt. 15.81 lbs.

009-18780



**CRAFTSMAN**



**DEWALT**



**P. Craftsman 54-Piece Driving Set**

- 1/4-in. Speed-Lok® quick connector.
- 33 assorted 1-in. insert bits, 9 power bits (2-in), 3 power bits (3-in.) and 7 assorted nut setters.
- Magnetic bit holders and molded case. Wt. 1.6 lbs.

009-26393



**CRAFTSMAN**

**Q. Craftsman 7 1/4-Inch Steel Saw Blade Variety 5-Pack**

- Two chisel teeth steel blades (7 1/4 in. x 20 tooth).
- One plywood smooth cut steel blade (7 1/4 in. x 150 tooth).
- Two cutoff/rip steel blades (7 1/4 in. x 40 tooth). Wt. 3.15 lbs.

009-32302



**CRAFTSMAN**  
**PROFESSIONAL**

**R. Craftsman Professional Bi-Metal Reciprocating Saw Blade Set, Multi-Purpose 10-Pack**

- Five 6-in. blades for wood/nail, metal and multi-purpose.
- Four 9-in. wood/nail, multi-purpose.
- One 8-in. metal cutting, plus bonus storage pouch. Wt. 1 lb.

009-64500



A

**CRAFTSMAN**  
**NEXTEC**

**12V 4-PIECE COMBO**

**A. Craftsman® Nextec 12V Lithium-Ion 4-Piece Combo Kit**  
 • Includes True Finish sander, 3 3/8-in. circular saw, drill/driver and work light.  
 • Tools feature integrated LED lights and fuel gauges.  
 • Includes 2 batteries and case. Separate prices total Wt. 14 lbs.  
 009-17588



includes battery & storage bag

Catalog/Online EXCLUSIVE

**B. Craftsman® Nextec 12V Lithium-Ion 4-Piece Combo Kit**  
 • Includes a Hammerhead, Multi-tool, Drill Driver and LED work light.  
 • All tools are ultra-compact and ergonomically designed to get into tight spaces.  
 • 30-minute quick charger for 2 batteries; includes storage case. Separate prices total Wt. 10 lbs.  
 009-25775



B



**SAVE ON GREAT COMBOS,**

**TITAN™**

Catalog/Online EXCLUSIVE

**D. Titan™ 20-Piece Quick Release Extension Driver and Bit Set**  
 • 6, 12, and 18-in. quick release extension drivers, screw guide, "flip action" bit storage in case.  
 • Bit sizes: Phillips 1, 2, 3; Square 1, 2, 3; Slotted 1, 2, 3; Torx® T10, 15, 20, 25, 30. Wt. 1.75 lbs.  
 009-81057



D

Catalog/Online EXCLUSIVE

**E. Titan™ Magnetic Bit Holder with Bits**  
 • Spinning finger grip for control; 12x stronger magnet than standard bit holder; retractable collar; can be used up to 3,000 rpm.  
 • Bits include: Phillips 1, 2, 3; Square 1, 2; Slotted 6-8 and 8-10.  
 Wt. 0.2 lb.  
 009-81148



E

Catalog/Online EXCLUSIVE

**F. Titan™ Flexible Extension Magnetic Bit Holder**  
 • Locking, quick-release bit holder features 12x stronger magnet than standard bit holder; designed to flex and hold at various angles.  
 • Accepts standard 1/4-in. hex bit tips.  
 Wt. 0.66 lb.  
 009-81147



**G. 18V 7-PIECE COMBO**



Catalog/Online EXCLUSIVE

**G. Rockwell® 18V ComPack™ 7-Piece Combo Kit with Storage Bag**  
 • Includes 1/2-in. drill/driver, 1/4-in. impact driver, 3/8-in. angle drill, reciprocating saw, jig saw, 5 1/2-in. circular saw and work light.  
 • Powered by ComPak batteries with SuperCell technology for twice the number of charge cycles—up to 50% smaller to the size of Ni-Cad batteries. Wt. 44 lbs.  
 • Visit rockwelltools.com for complete battery replacement information.  
 009-81488



includes battery & storage bag





**John Nanney**

PanAmericanDistribution.com

"The quick charge battery and the weight of these tools allows me to work all day without tiring.

This set is amazing."

Learn more about John at [sears.com/shoptools](http://sears.com/shoptools)

Catalog/Online EXCLUSIVE

C. [Email:panamericandistribution@gmail.com](mailto:Email:panamericandistribution@gmail.com)

**6-Tool, 10-Piece Combo Kit with Storage**

- Compact, ergonomic tools powered by DieHard® battery.
  - Includes True Finish sander, 3 3/8-in. circular saw, drill/driver, multi-tool, hammerhead, LED work light, 2 batteries, 30-minute charger and case.
- Separate prices total [redacted]. Wt. 28 lbs.  
009-25779

### 12V 10-PIECE COMBO



includes rolling storage case

portable power

## ONE BATTERY FITS ALL

### 18V 2-PIECE COMBO



H



#### H. DeWalt® 18V Cordless Drill/Driver and Impact Driver Combo Kit

- Compact size and weight allows access into tighter areas and reduces user fatigue.
  - Includes two 18V NiCad batteries, and charger.
  - Model DC720IA. Wt. 14.8 lbs.
- 009-17568



J

#### J. DeWalt® 5-Piece Combo Kit with Storage Bag

- 18V drill/driver, trim saw, reciprocating saw, cut-out tool and flashlight—all use the same 18V DeWalt battery packs.
  - Includes two 18V compact batteries, heavy-duty storage bag, circular saw rip fence and 1-hour charger. Wt. 27.06 lbs.
- 009-28341



### 18V 5-PIECE COMBO



PanAmericanDistribution.com

shopyourway rewards [Email:panamericandistribution@gmail.com](mailto:panamericandistribution@gmail.com) join now. earn today. it's free.

**A. Craftsman® C3 Jigsaw**  
 • 4 orbital cutting positions for aggressive cutting.  
 • LaserTrac® system for accurate blade alignment.  
 Wt. 5 lbs.  
 009-11569

**CUT**

**B. Craftsman C3 Hand Vac**  
 • Bagless operation  
 • quick-change filter.  
 • Crevice tool and brush attachment. Wt. 2.64 lbs.  
 009-11571



**VACUUM**

**A**  
+

**B**

# 30 TOOLS, HUNDREDS

**CRAFTSMAN® — THE MOST PREFERRED POWER**

**19.2V  
5-PIECE  
COMBO**



**D**  
+

**D. Craftsman® C3 19.2V 5-Piece Combo Kit**  
 • 1/2-in. drill/driver with 2-speed gear box for 0-400/0-1400 rpm; 24-position clutch and keyless chuck.  
 • 5 1/2-in. trim saw delivers 4500 rpm with carbide blade.  
 • Reciprocating saw delivers 0-3100 spm with a 7/8-in. blade stroke.  
 • Impact driver with 1/4-in. hex collet delivers 0-2500 rpm and 0-3000 bpm.  
 • Comes with fluorescent worklight.  
 • Includes 2 DieHard® Ni-Cad batteries and 1-hour charger. Separate prices total Wt. 30 lbs.  
 009-11445

**19.2V  
2-PIECE  
COMBO**



**E**  
+

**E. Craftsman C3 19.2V NiCad Combo Kit with Right Angle Drill**  
 • Includes 1/2-in. drill/driver; plus right angle drill works where others cannot.  
 • Four double-ended drill bits; two NiCad batteries; charger; case. Separate prices total Wt. 18.7 lbs.  
 009-11548

includes battery & storage bag

\*Batteries not included.

See page 21 for details.

# INFLATE

**C. Craftsman C3  
Pad Sand**

- 11,000 opm for fast material removal.
- Triangle pad design for tight spaces.
- Wt. 2.5 lbs.
- 009-11570

# SAND



C



portable power

# OF SOLUTIONS

## TOOL BRAND BY DIY-ERS... AND ONLY AT SEARS.

### 1 BATTERY TOTAL TOOL SOLUTION

**F. Craftsman C3  
19.2V Cordless Drill/Driver  
and Impact Combo**

- 3/8-in. drill/driver with 3/8-in. keyless chuck.
- 1/4-in. impact driver with 1/4-in. hex coupler.
- Variable speed with 2 batteries and charger.

Separate prices total  
Wt. 13.1 lbs.  
009-11550



**G. Craftsman C3  
19.2V 4-Piece Combo Kit**

- Includes drill/driver, trim saw, reciprocating saw and fluorescent worklight.
- 1/2-in. drill/driver has 1/2-in. keyless chuck.
- Trim saw has 5 1/2-in. carbide blade.
- Reciprocating saw with 7/8-in. blade stroke.
- Fully assembled. Separate prices total  
Wt. 26 lbs.

009-11404



**A. Craftsman® C3 7 1/4-Inch Circular Saw**  
PanAmericanDistribution.com

- Integrated dual lasers.
- Operates at 3600 rpm. Wt. 11 lbs. • 009-11585

**B. Craftsman C3 Right Angle Drill**

- 0–1050 rpm; reversible.
- 150 in.lbs. of torque.
- LED light. Wt. 3.28 lbs. 009-11576

**C. Craftsman C3 Impact Driver**

- Ideal for heavy driving.
- 1500 in.lbs. of torque and 0–3500 ipm. Wt. 3 lbs. 009-17080

**D. Craftsman C3 19.2V Compact Lithium-Ion Cordless Drill/Driver**

- Robust motor with 340 in.lbs. of torque.
- Includes battery, charger and 2 screwdriver bits. Wt. 6.1 lbs. 009-17310

**E. Craftsman C3 19.2V Reciprocating Saw**

- Variable speed; 0–3100 spm.
- Quick and easy blade changes. Wt. 4.1 lbs. 009-17549



**Power Choice**

**1**

**19.2V LITHIUM-ION**

**H. Craftsman C3 19.2V Lithium-Ion Battery**

- For when you need a spare. Wt. 1.76 lbs. 009-11374

- holds charges for nearly 18 months
- lightweight, reduces fatigue
- 40% longer shelf life than NiCad

**H**



**PUSH-BUTTON POWER GAUGE INDICATES CHARGE LEVEL**

**Lithium-Ion**

## THE C3 BATTERY

Two technologies, pick the



**J**

**J. Craftsman C3 LED Light**

- High-intensity LED.
- Rotating head.
- Convenient hanging hook.

Wt. 0.71 lb. 009-17601



**K**

**K. Craftsman C3 Wet/Dry Vac**

- 2-gallon capacity.
- 100 mph blower.
- Includes tools and holder.

Wt. 9 lbs. 009-17598



**N**

**N. Craftsman C3 4-Port Multi Charger**

- Safely charges all 19.2 NiCd/Lithium batteries.
- Fast, 1-hour or less charging.

Wt. 5.76 lbs. 009-17311



**P**

**P. Craftsman C3 Reciprocating Saw**

- One-hand Ergo Grip.
- Tool-free blade changes.
- Smooth 0–3500 spm. Wt. 4.5 lbs.

009-17600



PanAmericanDistribution.com

Email: panamericandist@gmail.com



**1 BATTERY**  
TOTAL TOOL SOLUTION



**F. Craftsman C3 Hammer Drill/Driver**  
 • Variable speed; reversible.  
 • Heavy-duty planetary gear box. Wt. 10.24 lbs.  
 009-11580

**G. Craftsman C3 Impact Wrench**  
 • 200 ft.lbs. of torque and 0-3000 ipm. Wt. 4.5 lbs.  
 009-17090

**portable power**

# THAT POWERS THEM ALL

one battery power solution that works for you



**L. Craftsman C3 Worklight**  
 • Freestanding for hands-free use.  
 • 180° pivoting head. Wt. 0.98 lb.  
 009-11391



**M. Craftsman C3 Fluorescent Worklight**  
 • Folding hanging hook provides hands-free use. Wt. 1.5 lbs.  
 009-11407



**Q. Craftsman C3 AM/FM Weather Radio**  
 • 7 weather-band frequencies.  
 • MP3 cable; digital display.  
 Wt. 2.6 lbs.  
 009-10126



**R. Craftsman C3 Cordless Inflator**  
 • Auto shut-off; backlit digital readout.  
 • 200 psi max.; 3 nozzles.  
 Wt. 3.5 lbs.  
 009-11586

## Power Choice 2

### 19.2V NiCad

- holds full power capacity right to the end of charge
- low cost

**S. Craftsman C3 NiCad Battery**  
 • For all C3 tools.  
 • 19.2 DieHard® battery. Wt. 2.44 lbs.  
 009-11375

**POWER FOR ALL YOUR JOBS**

19.2VOLT

DieHard®

C3 TOOLS ONLINE

\*Batteries not included.  
 • See page 134a for laser use and precautions.

Email: panamericandistribution@gmail.com



## 4-TOOL COMBO KIT



Catalog/Online EXCLUSIVE  
**B. Hitachi 3.0Ah 18V Lithium-Ion 4-Speed Cordless Drill/Driver**

- Two 3.0Ah HXP lithium-ion batteries for 3x the life at half the weight of NiCd and NiMH types.
- 570 in. lbs. of turning torque and 4 speed settings (0–200/400/900/1800 rpm).
- 5-position belt hook has integrated LED work light.
- With 2 batteries, charger, side handle, case and bit.
- Model DS18DL. Wt. 12.3 lbs. 009-22876



## DRILL/DRIVER



### Neil Sy

“This is the most powerful and lightest drill I have used. It has great torque speed—up to 22 on the dial.”

Learn more about Neil at [sears.com/shoptools](http://sears.com/shoptools)



SNAP THIS CODE WITH YOUR MOBILE DEVICE AND SEE A VIDEO ON THIS HITACHI DRILL DRIVER



Catalog/Online EXCLUSIVE

### A. Hitachi 18V 3.0Ah Lithium-Ion 4-Tool Combo Kit

- Includes the DV18DL 18V hammer drill with best-in-class 570 in. lbs. of torque, the CR18DL 18V reciprocating saw, the C18DL heavy-duty 6 1/2-in. circular saw, and a powerful 14.4/18V lantern.
- Two 3.0Ah lithium-ion batteries; ballistic nylon tool bag; universal quick charger. Wt. 36.96 lbs. 009-23018

## 4-TOOL COMBO KIT



Catalog/Online EXCLUSIVE  
**F. Hitachi 18V 2.0Ah Ni-Cd 4-Tool Combo Kit\***

- Includes the DS18DVF3 18V driver drill (400 in. lbs. of torque), the CR18DMR 18V reciprocating saw, the C18DMR 18V 6 1/2-in. circular saw, and flashlight.
- Two 2.0Ah batteries; rapid charger; ballistic nylon tool bag. Wt. 46.2 lbs. 009-23022



## DRIVER DRILL KIT

Catalog/Online EXCLUSIVE  
**G. Hitachi 18V 1/2-Inch Driver Drill Kit with Flashlight\***

- Provides 400 in. lbs. of turning torque.
- Features a keyless chuck; designed for wood, plastic, mild steel and aluminum.
- Belt hook with bit holder; two batteries; flashlight; quick charger; Phillips driver bit; 7-pc. bit set; carrying case.
- Model DS18DVF3. Wt. 12.32 lbs.

shop your way rewards

# online deal!

Get it when you join or use your member ID


## BUY

any Hitachi 18V or corded drill, combo or impact driver from this catalog

## GET

this Titan 20-pc. driver set

# 50% off



ORDER NOW! WHILE SUPPLIES LAST

portable power



**HAMMER DRILL**

**C**

**COMPACT DRILL/ DRIVER**

**D**

**IMPACT DRILL/ DRIVER**

**E**

Catalog/Online EXCLUSIVE

**C. Hitachi 18V 3.0Ah Lithium-Ion 4-Speed Cordless Hammer Drill**

- 3.0Ah HXP lithium-ion batteries for 3 times the life at half the weight of NiCd and NiMH batteries.
- Includes 5-position belt hook, LED work light, two batteries, quick charger, side handle, Phillips driver bit and case.
- Model DV18DL. Wt. 13.64 lbs. 009-23019

**D. Hitachi 18V 1.5Ah Lithium-Ion 1/2-Inch Compact Pro Driver Drill**

- Features an 18V lithium-ion slide battery; develops 460 in.lbs. of torque.
- Compact, lightweight, 7.7-in. long and only 3.5 lbs.
- Includes two batteries, flashlight, quick charger and hard case. Model DS18DSAL. Wt. 11.77 lbs. 009-23016

**E. Hitachi 18V Lithium-Ion Compact Pro Impact Drill/Driver**

- 1280 in.lbs. of driving torque up to 2600 rpm and 3200 bpm; LED job light.
- Easy-grip handle, quick-change 1/4-in. hex chuck, and responsive variable speed trigger.
- Includes two batteries, charger, Phillips bit and case. Model WH18DSAL. Wt. 8.8 lbs. 009-25023

\*Visit [hitachipowertools.com](http://hitachipowertools.com) and click the Customer Service link for detailed warranty information. Hitachi Lithium-Ion batteries come with a two-year warranty.

# HITACHI

## CORDED DRILLS



**H DRILL**

Catalog/Online EXCLUSIVE

**H. Hitachi 3/8-Inch 6-amp Reversible Drill\***

- Provides max. torque of 108.1 in. lbs.
- Form-fit palm grip for comfort and control.
- Variable-speed dial in switch for easy operation.
- Includes case. Model D10VH. Wt. 7 lbs. 009-22872



**J HAMMER DRILL**

Catalog/Online EXCLUSIVE

**J. Hitachi 1/2-Inch Reversible Hammer Drill\***

- Durable cylindrical housing and aluminum die-cast inner cover and gear cover.
- Provides 0-1000/3000 rpm, 0-13,000/39,000 bpm.
- Includes wrench, depth gauge, side handle and case. Model DV20VB2. Wt. 11 lbs. 009-22883



**K ROTARY HAMMER**

Catalog/Online EXCLUSIVE

**K. Hitachi 15/16-Inch SDS Plus Rotary Hammer\***

- Provides 2.5 ft. lbs. of impact energy with electronic speed control of 0-1050 rpm.
- Offers 3 operating modes: drilling, hammering, and hammer/drilling.
- Quick-set bit system; push-button reverse; lock-on speed button; case. Model DH24PF3. Wt. 13.2 lbs. 009-22873



# 3.6V SCREWDRIVER

PanAmericanDistribution.com



Catalog/Online EXCLUSIVE

## A. Hitachi 3.6V Lithium-Ion Screwdriver

- Converts easily from straight to pistol grip; perfect for tough to reach spaces.
- Includes two batteries, charger and case. Model DB3DL. Wt. 4.29 lbs. 009-23025



# MICRO DRILL/DRIVER



See us at [panamericandistribution@gmail.com](mailto:panamericandistribution@gmail.com)

# MICRO IMPACT DRIVER



## B. Hitachi 12V-Peak 3/8-Inch Lithium-Ion Micro Driver Drill

- Ideal for precision drilling and driving applications.
- Includes keyless chuck, quick charger, carrying bag and Phillips driver bit. Model DS10DFL. Wt. 7.04 lbs. 009-23014

Catalog/Online EXCLUSIVE

## C. Hitachi 12V-Peak Lithium-Ion Micro Impact Driver

- Delivers 840 in.lbs. of driving torque and speeds of up to 2500 rpm and 3000 bpm.
- Includes two batteries, charger, Phillips bit and case.
- Model WH10DFL. Wt. 6.6 lbs. 009-25022

Catalog/Online EXCLUSIVE

## D. Hitachi 12V-Peak 1.5Ah 3-Piece Lithium-Ion Micro Driver Drill, Impact Driver & Flashlight Combo Kit

- Features driver drill with keyless chuck, and an impact driver that delivers 840 in.lbs. of torque.
- Includes driver drill, impact driver, two batteries, quick charger, carrying bag, flashlight and Phillips driver bit.
- Model KC10DFL. Wt. 10 lbs. 009-29337

# 12V HITACHI PEAK POWER

## MICRO DRILL/DRIVER COMBO KIT

## 12V MICRO IMPACT DRIVER



E



at [cears.com/shoptools](http://cears.com/shoptools)



## 12V DRILL/DRIVER



F



## 14.4V DRILL/DRIVER



G



Catalog/Online EXCLUSIVE

## E. Hitachi 12V-Peak Lithium-Ion Micro Right Angle Impact Driver

- Compact and lightweight with quick-change, 1/4-in. hex chuck.
- Provides 265 in.lbs. of turning torque.
- Angled, low-profile head for easy access.
- LED light and battery charge indicator light.
- Two batteries, charger, case and Phillips bit. Model WH10DCL. Wt. 7 lbs. 009-25021

Catalog/Online EXCLUSIVE

## F. Hitachi 12V NiCD Drill/Driver with Flashlight

- Class-leading 230 in.lbs. of torque.
- 3/8-in. keyless chuck allows quick bit changes.
- One-touch, variable-speed knob delivers 0-350 or 0-1050 rpm.
- Includes flashlight, two batteries, charger, case and 7-pc. bit set. Model DS12DVF3. Wt. 10.3 lbs. 009-22874

Catalog/Online EXCLUSIVE

## G. Hitachi 14.4V NiCD Drill/Driver with Flashlight

- Smaller, lightweight design reduces user fatigue.
- 2-pc. magnet motor for 300 in.lbs. of torque.
- Two speeds provide 0-400 or 0-1200 rpm; 22-position clutch for high torque.
- Includes flashlight, two batteries, charger, case and 7-pc. bit set. Model DS14DVF3. Wt. 11 lbs. 009-22875

shop your way rewards

**online deal!**  
Get it when you join or use your member ID

**BUY** any Hitachi 18V or corded drill, combo or impact driver from this catalog  
**GET** this Titan 20-pc.



ORDER NOW!  
WHILE SUPPLIES LAST

PanAmericanDistribution.com

24 Offer valid 3/1/11 to 7/5/11. See page 16 for product details.

Email: [panamericandistribution@gmail.com](mailto:panamericandistribution@gmail.com)

See page 23 for Hitachi warranty information.



Catalog/Online EXCLUSIVE

**H. Hitachi Variable-Speed Jig Saw**

- Equipped with a 5.8-amp motor, electronic speed control and 4-stage orbital action.
- Front-mounted LED light and powerful dust blower improve cut-line visibility.
- Cuts shapes in wood, mild steel, aluminum, copper, bakelite or PVC, thin construction materials, and even stainless steel sheets. Model CJ110MV. Wt. 5.3 lbs.

009-23011



Catalog/Online EXCLUSIVE

**J. Hitachi 2 1/4-hp Variable-Speed Fixed/Plunge Base Router Kit**

- For fine groove cutting, chamfering, window cutting, trimming, shaping and cutting patterns.
- New ergonomic styling; includes sub base, 1/4 and 1/2-in. collet chucks, seven templates, hardware and case. Model KM12VC. Wt. 22.66 lbs.

009-23012



Catalog/Online EXCLUSIVE

**K. Hitachi 3 1/4-hp Peak Plunge Router**

- Variable-speed, soft-start 15-amp motor produces 8000–22,000 rpm.
- Quick/fine adjustment knob for fast and accurate plunge depths.
- Includes straight guide, centering gauge, dust adapter, guide bar, wing bolt, wrench, and 1/4 and 1/2-in. collets.
- Model M12V2. Wt. 26.8 lbs.

009-23013



Catalog/Online EXCLUSIVE

**L. Hitachi 7 1/4-Inch 15-amp Circular Saw**

- Lightweight (10.1 lbs.) with Elastomer grip for comfort and control.
- 5800 rpm; 0 to 55° bevel capacity.
- User-replaceable brushes. Model C75B2. Wt. 17.6 lbs.

009-23023

**7 1/4-Inch Framing and Pressure Treated Lumber Blade**

009-27324 Wt. 0.5 lb.



# HITACHI

portable power



Catalog/Online EXCLUSIVE

**N. Hitachi 12-amp Reciprocating Saw**

- Patented User Vibration Protection technology reduces vibration by over 65%.
- Variable speed dial and trigger allow the user to adjust the cutting speed for the application.
- Includes one 8-in. blade and case.
- Model CR13VB. Wt. 14.3 lbs.

009-22871

Catalog/Online EXCLUSIVE

**P. Hitachi 10-amp Reciprocating Saw**

- Cuts metal, wood and plastics with ease.
- Dust and water resistant; includes one all-purpose blade and heavy-duty case.
- Model CR13V. Wt. 14.3 lbs.

009-23024



Catalog/Online EXCLUSIVE

**M. Hitachi 3 1/4-Inch Planer**

- 3.4-amp motor and blade setting gauge.
- Aluminum alloy base with center V-groove for bevel cutting.
- Includes blades, wrench, blade gauge, guide and case.
- Model P20SBK. Wt. 10.3 lbs.

009-23025

# CUTTING EDGE FEATURES

## LASER MARKER

## LASER MARKER

## LASER MARKER

### 12-INCH

### 12-INCH DUAL COMPOUND

### 10-INCH



A



B



C



Catalog/Online EXCLUSIVE

#### A. Hitachi 12-Inch Compound Miter Saw with Laser Marker

- Fully adjustable Laser Marker System for exact alignment and predictable blade placement.
  - 15-amp motor; 1,950W max. output power.
  - Elastomer grip for comfort and control. Model C12FCH. Wt. 61.6 lbs. •
- 009-22857

Catalog/Online EXCLUSIVE

#### B. Hitachi 12-Inch Dual Compound Miter Saw with Laser Marker

- Fully adjustable Laser Marker System for cutting accuracy saw head that bevels right or left, allowing materials to stay securely in place for ultimate cutting efficiency.
  - Cuts crown molding, plywood, soft and hardwoods, and aluminum. Model C12FDH. Wt. 66 lbs. •
- 009-23008

#### C. Hitachi 10-Inch Compound Miter Saw with Laser Marker

- Powerful 15-amp motor, vibration-reducing horizontal handle, and fully adjustable Laser Marker System.
  - Ultra-light for jobsite portability; 10-in. TCT blade and dust bag. Model C10FCH2. Wt. 33 lbs. •
- 009-23007

### 10-INCH

## LASER MARKER

### 8 1/2-INCH SLIDING COMPOUND

#### D. Hitachi 10-Inch Compound Miter Saw

- Designed with extended flip fence, large table, vibration control grip, and thumb-actuated positive stops for quick adjustments.
  - 15-amp motor cuts wood, plywood, soft and hard woods, and aluminum.
  - 10-in. TCT blade. Model C10FCE2. Wt. 33 lbs.
- 009-23006

Catalog/Online EXCLUSIVE

#### E. Hitachi 8 1/2-Inch Sliding Compound Miter Saw with Laser Marker

- Fully adjustable Laser Marker System for cutting accuracy; adjustable LED worklight; impressive dust collection system.
  - Lightweight—ideal for trim carpenters, framers and woodworkers.
  - Model C8FSHE marks the 20th year since Hitachi's first sliding compound miter saw. Wt. 44 lbs. •
- 009-23010

Catalog/Online EXCLUSIVE

#### F. Hitachi 14-Inch Chop Saw


- 15-amp motor provides 3800 rpm for cutting efficiency.
  - Adjustable fence miters 45 degrees to the right or left.
  - Features back chute, trigger switch with lock-off button, D-handle, quick-lock/release vise, and spindle lock.
  - Includes 14-in. cut-off wheel and hex bar wrench. Model CC14SF. Wt. 37.4 lbs.
- 009-02287

• See page 134a for laser use and precautions.

Visit [hitachipowertools.com](http://hitachipowertools.com) and click the Customer Service link for detailed warranty information.



### 14-INCH CHOP SAW



shop your way rewards

**online deal!**  
Get it when you join or use your member ID

**BUY** any Hitachi Miter Saw from this catalog **GET** this



ORDER NOW! WHILE SUPPLIES LAST




# MAKE HITACHI A CUT ABOVE

PanAmericanDistribution.com

Email: panamericandistribution@gmail.com

- Catalog/Online EXCLUSIVE  
**G. Hitachi 12-Inch, 15-Amp Sliding Compound Miter Saw**
- Slide system allows saw head to slide along fixed rails, eliminating the need for over a foot of rear clearance.
  - Fully adjustable Laser Marker System, micro miter/bevel adjustment knobs, large pivoting fence, and vertical handle.
  - Includes blade, dust bag, wrench, and vise assembly.
  - Model C12RSH. Wt. 88 lbs. • 009-23009



## Norb Zablutowicz

"It's a beautiful machine. My cutting accuracy just increased—cuts through 4x4s like butter. The calibration settings are exact and easy to adjust."

Learn more about Norb at [sears.com/shoptools](http://sears.com/shoptools)



SNAP THIS CODE WITH YOUR MOBILE DEVICE AND SEE A VIDEO ON THIS HITACHI MITER SAW



**LASER MARKER**




G 12-INCH

COMPACT SLIDE SITS NEARLY FLUSH AGAINST A WALL — LESS WORK AREA NEEDED



COMPACT



TRADITIONAL

# HITACHI

latest price online

PanAmericanDistribution.com

Email: panamericandistribution@gmail.com

Get the Latest Price. [sears.com/shoptools](http://sears.com/shoptools)

portable power

# ACCURACY IS A GIVEN

PanAmericanDistribution.com

Email: panamericandistribution@gmail.com

with our selection of precision bits



A



**MILESCRAFT**

B



Catalog/Online EXCLUSIVE

### A and B. Milescraft® Drive 90 Compact Right-Angle Drill and StubbyBit Sets

- The rugged Drive 90 fits any drill; features a die cast body and three sets of ball bearings.
- StubbyBits are ground from one piece of high-speed steel; bits and driver feature standard quick-change, 1/4-in. hex shafts.
- Includes three 1-in. driver bits; choose the Drive 90 with either wood or metal bits.

#### A. Drive 90 and 6-Piece Wood StubbyBits

- Includes bit sizes 3/32, 1/8, 3/16, 1/4, 5/16 and 3/8 in. Wt. 1 lb.

009-80848

#### B. 6-Piece Wood StubbyBit Set

- Includes bit sizes 3/32, 1/8, 3/16, 1/4, 5/16 and 3/8 in. Wt. 0.35 lb.

009-89619

#### Drive 90 and 5-Piece Metal StubbyBits

- 3/32, 1/8, 3/16, 1/4 and 5/16 in.

009-80849 Wt. 1 lb.

#### 5-Piece Metal StubbyBit Set

009-89621 Wt. 0.35 lb.



C

## 3-TIER EXPANDING FOLD-OUT STORAGE FOR ALL 300 PIECES

# 909

Catalog/Online EXCLUSIVE

### C. 909 Brand 300-Piece Accessory Superkit

- Accessories for drilling wood, metal, masonry, and plastics.
- Storage with two removable drawers clearly marked with precise bit locations.
- Includes 116 high-speed steel drill bits, 24 carbide-tip drill bits, 42 wood drill bits, 5-piece hole saw set, 88 screwdriver bits, 10 nut drivers and 25 accessories. Wt. 17.8 lbs.

009-80814



D

includes wire pulling grip



flexible shaft on the extensions allows for easy access to difficult and tight areas



E

Catalog/Online EXCLUSIVE

### D. Greenlee® 4-Piece Quick Connect Wiring Kit

- Includes 1/4-in. Quick Connect 18- and 36-in. flexible extensions.
- Also 3/4-in. auger bit and 1/2-in. wire pulling grip for wall or ceiling wire installation. Wt. 1.2 lbs.

009-81265



Catalog/Online EXCLUSIVE

### E. Greenlee® Step Bit Kit

- Unique split tip penetrates steel faster and resists walking or skidding.
- Balanced, double-flute construction requires less pressure.
- Sizes 1/8 through 1 1/8 in; cut up through 3/8-in. mild steel, wood, plastic and more. Wt. 1.88 lbs.

009-81268



**GREENLEE**  
A Texion Company



F



Catalog/Online EXCLUSIVE

### F. Greenlee® 1/4-Inch Self-Feeding Spade Bit Kit

- Design reduces vibration and allows existing hole enlargement.
- Hex shank is forged and heat-treated; features hole in top center of bit for wire pulling. Wt. 1.1 lbs.

009-81269

# DESIGNED FOR PRECISION

Power tools make intricate jobs easier



G



H

**PROXXON**



accessories



J



60-degree swivel arm



K

Catalog/Online EXCLUSIVE  
**G. PROXXON Micro Router MOF**

- Features die-cast aluminum base and fiberglass reinforced polyamide housing.
- Comes with Micromot steel collets 1/32, 1/16, 5/64, 3/32, 7/64 and 1/8-in. collet nut, parallel and circle jig, and dust extractor adapter.

Wt. 2.4 lbs.  
009-81483

Catalog/Online EXCLUSIVE  
**H. PROXXON Table Saw FKS/E**

- Worktable features integrated extension wing and measures 11 1/2 x 9 1/2 in.; ideal for straight, miter and compound cuts.
- Quiet DC motor with electronic speed control offers speeds from 4400 to 6800 rpm.
- Tilting arbor for angle cuts up to 45 degrees. Wt. 11.5 lbs.

009-81485

Catalog/Online EXCLUSIVE  
**J. PROXXON Professional Rotary Tool IB/E**

- 1/8-hp motor provides variable speeds between 5,000 and 20,000 rpm.
- Ball-bearing spindle of ground steel; lock button for rapid cutter changing; includes 1/32, 1/16, 5/64, 3/32, 7/64 and 1/8-in. collets with collet nut.
- Includes 34 bits and cutters, plus case. Wt. 1.3 lbs.

009-81482

Catalog/Online EXCLUSIVE  
**K. PROXXON Belt Sander BSL 115/E**

- 1/8-hp motor powers 13 x 13.32-in. belt at 16 to 38 fps; features die-cast aluminum head holding the sanding arm, which can be swiveled through 60 degrees.
- Belt can be changed in a matter of seconds; two 80 and two 180 grit belts.

Wt. 1.9 lbs.  
009-81479

Catalog/Online EXCLUSIVE  
**L. Craftsman NEXTEC 12V Multi-Tool**

- Offers 15,000 opm, a 2.8 oscillation angle and six various attachments.
- Features soft grip handle, LED worklight and an integrated dust bypass for comfort and visibility.
- Includes compact, longer lasting Lithium-ion battery and 30-minute quick charger.

Wt. 1.8 lbs.  
009-17438



**CRAFTSMAN**

**NEXTEC**

includes accessories




**SEE MORE ACCESSORIES ONLINE**

portable power

# ALL-IN-ONE TASKMASTERS

Craftsman® and Fein® multi-tools are up to the challenge



### Carla Bruni

"This tool allows me to get into tighter spaces for fine, detail work—making my job tasks a lot easier to complete."

Learn more about Carla at [sears.com/shoptools](http://sears.com/shoptools)



SNAP THIS CODE WITH YOUR MOBILE DEVICE AND SEE A VIDEO ON THIS FEIN® MULTIMASTER TOOL KIT



**A. Craftsman® 2-amp Corded Multi-Tool**  
Sands, cuts, grouts, and scrapes.  
Variable-speed 2.0-amp motor; soft-grip design.  
Integrated LED work light. Wt. 2.55 lbs.  
009-23465



includes case and accessories

For your safety and protection, NEVER operate a rotary tool without the GyrosGuard Safety Shield when using cutting accessories.

Catalog/Online EXCLUSIVE  
**D. Gyros® PowerPro Rotary Tool Kit with Flex Shaft Kit and 85 Accessories**

- For carving, grinding, cutting, drilling and more with 1.2-amp motor.
  - Kit includes cutting guide, attachable EZ-Lite™, 1/8, 3/32, 1/16, 1/32-in. collets, and 85 accessories, including Flex Shaft Kit with telescopic tool holder. Wt. 6 lbs.
- 009-61231

**7-Piece Cutting Accessory Set**  
009-61233 Wt. 0.18 lb.



**B. Fein® MultiMaster Tool Kit**  
• 250W motor with electronic variable speed control; oscillates in an arc of 3.2 degrees at a rate of 14,000–21,000 opms to cut metals as well as wood.  
• Tool-free quick-release blade  
• Includes sanding sheets profile sanding set, dust extraction pad, perforated sanding pad, carbide rasp, case and much more. Wt. 11.5 lbs.  
009-88431

**C. Fein® 4 1/2-Inch Round Sanding Pad Kit**  
• 4 1/2-in. backing pad; hook and loop fastening.  
• 2 each of grit 60, 80, 180. Wt. 1 lb.  
009-81127



**E. Dremel® MultiMax Oscillating Tool**  
• 1.5-amp motor delivers 10,000–21,000 opm; tool features Quick Fit™ accessory change.  
• Electronic feedback circuitry for consistent speed under load.  
• Includes 3/4-in. wood flush cut; 3-in. wood and drywall blades; hook-and-loop pad; 60, 120, and 240 grit paper, plus case.  
• Model 6300-05. Wt. 4.6 lbs.  
009-17261



**F. Dremel® 10.8V Cordless Rotary Tool**  
• Lithium-ion technology delivers more power in a smaller size and less weight than conventional Ni-Cd batteries.  
• Variable speed ranges from 5,000 to 35,000 rpm.  
• Includes 40 Dremel accessories, charger and case.  
• Model 8000-03. Wt. 4.3 lb.  
009-61138



G




includes case and accessories

**G. RotoZip® VS Heavy-Duty Spiral 6-amp Saw Kit**

- SpiraCore™ motor delivers a constant 15,000–30,000 rpm under load.
- Front on/off switch with lock-on, integrated LED lights, integrated dust port; universal Rotozip wheel compatibility.
- Includes ZM5 Zipmate® right-angle attachment, X-Shield™ 2 flush guard attachment, wall tile, multi-purpose and drywall bits, Zip® wheel, collets, accessory case and storage bag.
- Model RZ2000-51. Wt. 9 lbs. 009-81369

H



**H. Craftsman Professional® 2.7-amp, 5-Inch Vibrafree® Random Orbit Sander with Cyclonic Dust/Air Separator**

- New vibrafree™ technology reduces tool vibration as compared to Craftsman sander #27673; motor delivers 12,000 opm.
- Features Cyclonic Dust Collection system, lightweight aluminum base, sealed switch and over-mold handle.
- Includes sander, dust box, 1 1/4 to 2 1/2-in. dust tube adapter, five pieces each of fine, medium and coarse sandpaper, and case. Wt. 8.6 lbs. 009-25927



active cancelling technology™  
**vibrafree**  
 XIPLES™  
 REDUCES TOOL VIBRATION

includes case and accessories



J



**J. Craftsman Low Profile 3 x 21-Inch Sander**

- 3-position adjustable handle adapts to a range of projects.
- Retractable locking hood exposes top of sanding belt for use in a variety of applications.
- 6-amp variable speed motor; 3 x 21-in. standard belt.
- 400–800 rpm. Wt. 8.25 lbs. 009-11722



K



**K. Craftsman 5-Inch Variable Speed Random Orbit Sander**

- 2.8-amp motor; counterbalanced design eliminates vibration.
- Duplicates hand sanding motion; provides a swirl-free finish.
- 7,000–12,000 rpm. Wt. 3.5 lbs. 009-11218



includes case and accessories



L



**L. Craftsman 10-Inch Buffer/Polisher with 5-Gallon Bucket**

- 2800 random orbits per minute, matched to precision-tuned counterweight system, simulates hand-polishing motion for a swirl-free shine.
- Includes 3 terry cloths, 3 applicators, polishing bonnet, hand application pad and 5-gallon bucket with wrap. Wt. 8 lbs. 009-10723



M



**M. Craftsman 7-Inch Buffer/Polisher**

- With 3800 random orbits per minute matched to precision-tuned counterweight system for reduced vibration.
- Simulates hand polishing motion for swirl-free results.
- Includes terrycloth and wax applicator bonnets. Wt. 5 lb. 009-10721

latest price online

**SOFT START TECHNOLOGY HELPS PREVENT ROUTER TAKE-OFFS**

**A. new Craftsman® 14-amp, 2.5-hp Fixed/Plunge Base Router with Soft Start Technology**

- Permanently sealed motor with 9 variable speeds—10,000 to 25,000 rpm and electronic feedback control to ensure proper rpm for various bit sizes.
- Dual full-view window and front/rear chip deflectors.
- Includes 1/2 and 1/4-in. collets, 2 router bases, edge guide, dust extraction hoods, wrench and case. Wt. 15.5 lbs.

009-27680



- B. new Craftsman 12-amp, Soft Start Technology**
- Permanently sealed motor with 6 variable speeds—10,000 to 25,000 rpm and electronic feedback control to ensure proper rpm for various bit sizes.
  - Dual full-view window and front/rear chip deflectors.
  - Includes 1/2 and 1/4-in. collets, edge guide, wrench and case. Wt. 11 lbs.
- 009-02768



- C. new Craftsman 12-amp, 2-hp Fixed/Plunge Base Router with Soft Start Technology**
- Permanently sealed motor with 6 variable speeds—10,000 to 25,000 rpm and electronic feedback control to ensure proper rpm for various bit sizes.
  - Dual full-view window and front/rear chip deflectors.
  - Includes 1/2 and 1/4-in. collets, 2 router bases, edge guide, 2 vac adapters, wrench and case. Wt. 13 lbs.
- 009-27683



**D. Craftsman Router Table with Folding Legs**

- Ready to use with quick clamp and release router mounting.
  - Features 24 x 24-in. laminated MDF work surface.
  - Includes convenient storage bag to keep all accessories with the table. Wt. 21.03 lbs.
- 009-28130



- E. Craftsman Fixed-Base Router/Table Combo**
- 9.5-amp, 1 3/4-hp motor delivers 25,000 rpm and features soft-start technology and live tool indicator.
  - 334 sq. in. table offers smooth laminate worksurface, above-the-table height adjustment, extended adjustable fence and 2 1/2-in. dust port. Wt. 26.5 lbs.
- 009-28180



**F. Craftsman Professional® HPP Router Table**

- Benchtop style with 486 sq. in. durable aluminum top, molded ABS plastic legs and bit storage panel.
  - Also features rigid aluminum router mounting plate. Wt. 34.8 lbs.
- 009-61181

**THE SUBTLE DIFFERENCE**



Get the right touch with Craftsman®



- Catalog/Online EXCLUSIVE
- G. Triton® 3.25-hp Plunge Router**
- Powerful 3 1/4-hp variable speed motor with soft start delivers 8,000 to 21,000 rpm; dial matches speed to material.
  - Includes 1/2-in. collet with 1/4-in. adapter; built-in shaft lock and single wrench system; 7-in. base; integrated 1 1/2-in. dust port. Wt. 13.5 lbs.
- 009-81262



- Catalog/Online EXCLUSIVE
- H. Trend™ T4 Variable Speed 1.1-hp Plunge Router**
- Removable base with 1 5/8-in. collar for carving, die grinding and pillar drill fitment—create signs and inlays.
  - Includes adjustable twin-rod side fence, 1/4 and 5/16-in. bolt-on dust spout, 5/8-in. template guide and case. Warranted.\* Wt. 11.7 lbs.
- 009-82727



- Catalog/Online EXCLUSIVE
- J. Trend™ 30-Piece Router Bit Set**
- Ideal for grooving, profiling, molding and decorative woodworking projects.
  - Case features flip lid for easy access. Wt. 3.5 lbs.
- 009-82728

**WOODPECKERS<sup>®</sup>  
PRECISION  
WOODWORKING  
TOOLS**

- At Woodpeckers, we do our own machining, engraving, assembly and packing.
- We take pride in the fact that our tools are truly "made in the USA."

Catalog/Online EXCLUSIVE  
**K. Woodpeckers<sup>®</sup> Premium Router Table Package**

- Table Package includes the newest router fence, router table, steel router table stand, side winder lift system and wheel kit.
- Features the new PRL-V2 router lift. Wt. 99 lbs.

009-80684

**Router Table Wheel Kit**  
009-80689 Wt. 5.2 lbs.

Catalog/Online EXCLUSIVE  
**L. Woodpeckers<sup>®</sup> 24 x 32-Inch Router Table**

- Top-of-the-line 24 x 32 x 1 3/8-in. thick commercial grade router table; includes embedded combination miter channel and 1/4-in. T-track.
- Track is bolted in from underneath for unmatched pull-out resistance.
- Router fence attaches directly to embedded aluminum tracks; plate opening is 9 1/4 x 11 3/4 x 3/8 in. Wt. 28.4 lbs.

009-80687

**M. Woodpeckers<sup>®</sup> Router Table Stand**

- Adjustable from 36 to 42 inches high; crafted in 14 gauge, powder-coated steel.
- Features four adjustable, non-skid levelers and two extra steel table support braces; designed for most 24 x 32-in. router tables. Wt. 33 lbs.

009-80688

Catalog/Online EXCLUSIVE  
**N. Woodpeckers<sup>®</sup> Super Fence**


- Features integrated dust collection and self-squaring offset module to fine tune the out-feed fence for jointing and shaping operations.
- 4-in. tall, extruded aluminum fence can easily accommodate wooden sub-fences as well as most feather boards, either directly or to the adjustable feather board track. Wt. 13.8 lbs.

009-80686

Catalog/Online EXCLUSIVE  
**P. Woodpeckers<sup>®</sup> Precision Router Lift V2**

- Tough construction meets near-instant elevation changes; micro-adjust thumb wheel for fine router bit height adjustments plus the ability to make near instant coarse height adjustments.
- Spring-assist lift wrench allows shift from routing to bit changing in two seconds.
- Fits the following Craftsman router models: 17540, 17541, 17542, 17543 and 28190. Wt. 16 lbs.

009-80685



Premium package shown includes Wheel Kit and Side Winder router lift.

portable power

**IS IN THE FINISHING TOUCH & Woodpecker<sup>®</sup> router selection**



**Q. Craftsman 30-Piece Router Bit Set in Wooden Case**

- Complete set of 30 popular router bits with solid carbide tips.
- Anti-kickback bit design; clear-door wooden case.
- Solid carbide tips for long-lasting durability. Wt. 5.5 lbs.

009-26366



**R. Craftsman 10-Piece Router Bit Set**

- Includes 1-in. 45° chamfering, 1/2-in. cove, 3/8-in. beading, 5/8-in. v-groove, 1-in. corner rounding, 3/4-in. straight, 1/2-in. straight, 1/4-in. roman ogee, 3/8-in. core box and 1/2-in. dovetail. Wt. 2.07 lbs.

009-26002

**8-Piece Router Bit Set**  
009-26005 Wt. 1.54 lbs.

**6-Piece Router Bit Set**  
009-26004 Wt. 1.1 lbs.



Catalog/Online EXCLUSIVE

**S. Tormek<sup>®</sup> T-3 8-Inch Sharpening System**

- 220-grit grindstone, leather honing wheel and a quiet, industrial-strength motor with a 25,000-hour running life.
- Includes a square edge jig, angle master, honing compound, handbook and DVD. Wt. 18.81 lbs.

009-81254

Catalog/Online EXCLUSIVE

**T. Tormek<sup>®</sup> T-7 10-Inch Wet Stone Grinding System**

- Features innovative square edge jig to automatically square blades.
- Truing and dressing tool with diamond cutter returns worn, out-of-round wheels to like-new condition. Wt. 37.18 lbs.

009-81255



"This set is a great price for all the bits I need-especially the counter-sink bits which I use when installing my floors."

Learn more about John at [sears.com/shoptools](http://sears.com/shoptools)



**B. Craftsman 30-Piece Drilling/Driving Bit Set**

- Includes (15) 1-in. insert bits: Phillips (2) P1, (5) P2, (2) P3, Slotted (1) 6-8, (2) 8-1, Square Recess SQ1, SQ2, SQ3; and 2-in. power bits: Phillips (3) P2, Square Recess (2) SQ2.
- 9 black oxide drill bits 1/4, 7/32, 3/16, 1/8, 3/32, 5/64 and (2) 1/16-in.; bit holder and case. Wt. 0.9 lb.

009-64420

C



**C. Craftsman 83-Piece Insert Bit Set**

- Includes 1- and 2-in. Phillips, square, Pozi, slotted and Torx® insert bits and nut drivers.
- Ideal for most household projects. Wt. 1.5 lbs.

009-26535



D



**D. Drill Doctor 750X**

- Plunge port design and angle setting adjustment assure accurate sharpening of dull or broken bits.
- Sharpens high-speed steel, carbide, masonry, split-point, cobalt and tin-coated bits 3/32 to 3/4 in. Wt. 7.5 lbs.

009-28605

**Drill Doctor 350X**

009-28603 Wt. 3 lbs.

Catalog/Online EXCLUSIVE  
**Spade and Twist Bit Sharpener**  
009-27027 Wt. 5 lbs.



DRIVE IT

DRILL IT

**SPEED-LOK™  
CONNECTOR FOR  
ONE-HANDED BIT  
CHANGES**

Catalog/Online EXCLUSIVE  
**A. Craftsman® 155-Piece Ultimate Speed-Lok™ Set**  
• 21 1/4-in. hex shank titanium-coated bits, Speed-Lok cow, and ratcheting screwdriver handle.  
• Includes Speed-Lok flex shaft with seven 3-in. power bits, 27 2-in. power bits, 73 1-in. insert bits and accessory bag. Wt. 7.05 lbs.  
009-89643 **149.99**

**E. Craftsman 29 1/4-Inch Folding Universal Tool Stand**  
• Folds and stores with ease, yet holds up to 300 lbs.  
• Integrated 3-way locking system secures both frames together.  
• Provides a steady workspace. Wt. 25 lbs.  
009-19730



**F. Craftsman Professional® Adjustable Work Stand**  
• Adjusts from 28 to 36 in. high with a work surface of 638 sq. in.  
• Compact design quickly folds up and locks; heavy-duty steel "X" frame supports up to 400 lbs.  
• Safety switch and circuit breaker reset. Imported. Warranted.\*  
Wt. 52 lbs.  
009-22335



# ALWAYS USE IMPACT BITS WITH IMPACT DRIVERS

PanAmericanDistribution.com

Email: panamericandistribution@gmail.com



**G. Craftsman 11-Piece Heavy-Duty Impact Driver Bit Set**

- Heavy-duty for impact drivers; engineered to take a hit and finish the job. Wt. 0.3 lb. 009-02663



**H. Craftsman 13-Piece Spade Bit Set**

- 1/4-in. thru 1-in. wood boring spade bits.
- Includes metal storage rack. Wt. 1 lb. 009-20919



**J. Craftsman 22-Piece Drill/Driver Bit Set**

- Includes six 1/4-in. zinc drill bits (1/16–3/16 in.), seven ea. 1- and 2-in. driver bits, bit holder and Speed Lok™ 1/4-in. quick connector.
- All in modular case. Wt. 1.6 lbs. 009-64074

**N. Craftsman Universal Miter Saw Stand**

- Ideal for larger projects, this sturdy miter saw stand adjusts up to 10 feet.
- Two 6-in. wheels, 4 adjustable work supports, 2 Teflon® coated stationary supports and 2 roller supports.
- Extension arms adjust up to 10 ft., holds up to 500 lbs. Wt. 57.5 lbs. 009-22304



**P. Craftsman Heavy-Duty Foldable/Portable Triple Roller Support Stand**

- 280 sq. in. surface supports up to 330 lbs.
- Quick-release button folds the stand down for easy storage.
- 27 1/2 to 43 1/2-in. height adjustment. Imported. Wt. 34.2 lbs. 009-22268



**K**

**L**

**M**

## CRAFTSMAN® (CM) & CRAFTSMAN PROFESSIONAL® (CP) DRILL BITS

- Featuring Exclusive Point® Geometry for fast drilling.
- Split Point with groove drills on contact and helps eliminate “walking.”
- Available in different materials for your unique application needs.

**BLACK OXIDE FOR**

- PLASTIC
- WOOD
- SOFT METAL

**TITANIUM FOR**

- INDUSTRIAL SOFT METAL THRU HEAT-TREATED STEEL

**COBALT FOR**

- STAINLESS STEEL
- HEAT-TREATED STEEL

**Craftsman® and Craftsman Professional® drill Bits**

	Catalog Number	Qty.	CM/CP	Material	Size Range	Weight, lbs.	Case
<b>K</b>	009-64082	21	CM	Black Oxide	1/16–3/8-in.	1.23	Plastic
	009-64083	29	CM	Black Oxide	1/16–1/2-in.**	3.00	Metal
<b>L</b>	009-64072	21	CM	Titanium	1/16–3/8-in.	1.25	Plastic
<b>M</b>	009-64085	21	CP	Cobalt	1/16–3/8-in.	1.25	Plastic
	009-64086	29	CP	Cobalt	1/16–1/2-in.**	3.00	Metal

\*\*25/61-1/2 with reduced 3/8 shank

# ACCESSORIZE AND MAXIMIZE Craftsman® drill bits, professional stands make it better

PanAmericanDistribution.com

Email: panamericandistribution@gmail.com

DRILL BITS ONLINE

\*Warranted, see page 134a.

accessories

AMERICA'S BEST  
DUST COLLECTION  
SYSTEM\*



**CRAFTSMAN**  
PROFESSIONAL

12-INCH  
DUAL  
BEVEL



**A. Craftsman Professional® 12-Inch 15-amp Dual-Bevel Compound Miter Saw with Laser Trac® System**

- Laser Trac® cutting guide makes set-up fast and easy.
  - Dual bevel capability for ease of bevel cutting.
  - 40-tooth carbide-tipped blade and quick-release clamp. Wt. 49.5 lbs. •
- 009-21235

**B. Craftsman® 10-Inch 15-amp Compound Miter Saw with Laser Trac® System**

- Laser Trac® System puts a laser-accurate line on a work piece for more precise miter, bevel, cross, and compound cuts.
  - 4800-rpm ball-bearing motor; die-cast aluminum body.
  - 40-tooth carbide-tipped blade; dust collection bag. Wt. 28.5 lbs. •
- 009-21236



10-INCH



C



7 1/4-INCH


**C. Craftsman 7 1/4-Inch 9-amp Miter Saw with Laser Trac® System**

- Ideal for framers, hobbyists, craft and molding work, and many other carpentry jobs; portable design with Laser Trac® System for accuracy and speed.
  - Large quick-release knobs. Wt. 16 lbs. •
- 009-21180

**DEWALT**

MAKE QUICK WORK OF  
Craftsman®, DeWalt® & 909 miter saws,

D



**D. DeWalt® 10-Inch 15-amp Compound Miter Saw**

- Delivers 5000 rpm for extended power and durability.
  - Stainless steel detent plate with 11 positive stops.
  - Model DW713. Wt. 38 lbs.
- 009-23427

E



**E. DeWalt® 12-Inch 15-amp Single-Bevel Sliding Compound Miter Saw**

- 15-amp, 4000-rpm motor.
  - Features a right and left miter capacity of 0° to 50° for greater versatility.
  - Includes blade, dust bag, and wrench.
  - Model DW715. Wt. 49 lbs.
- 009-23404

F



**F. DeWalt® 12-Inch 15-amp Dual-Bevel Sliding Compound Miter Saw**

- Powerful 15-amp, 3600-rpm motor delivers extended power and durability.
  - Dual horizontal steel rails with innovative clamping and linear ball bearings.
  - Includes carbide-tipped blade, wrench, dust bag and vertical material clamp.
  - Model DW718. Wt. 57 lbs.
- 009-23405

latest  
price  
online

# SLIDING COMPOUND MITER SAWS WITH LASER TRAC® SYSTEM

PanAmericanDistribution.com

Email: panamericandistribution@gmail.com



**G**  
7 1/4-INCH

**H**  
10-INCH

## CRAFTSMAN®



**J**  
12-INCH

### G. Craftsman 7 1/4-Inch Sliding Compound Miter Saw with Laser Trac® System

- Ideal for miter, bevel, and compound angle cuts.
- Features a dual slide rail system that allows for up to 8-in. crosscut widths.
- AC-powered Laser Trac® System generates accurate line guide for precise cuts; 40-tooth carbide-tipped saw blade stays sharp.
- Features dust bag, hold-down safety clamp, built-in positive miter and bevel angles, and 5000-rpm ball-bearing motor. Wt. 28.69 lbs. ●

009-21194

### H. Craftsman 10-Inch Sliding Compound Miter Saw with AC-Powered Laser

- Cuts up to 4-in. thick and 12-in. wide with 15-amp motor and AC-powered laser.
- Features electric brake, aluminum die cast table and nine positive left/right miter stops.
- Includes 60-T carbide-tipped blade, hold-down clamp and two sliding extensions. Wt. 46.24 lbs. ●

009-21237

### J. Craftsman 12-Inch 15-amp Sliding Compound Miter Saw with Laser Trac® System

- 15-amp motor with electric brake, dual sliding rail system that cuts up to 12-in. boards at 90 degrees, Laser Trac® System, extending support wings and rapid release fence.
- Positive bevel stops at 0, 33.9 and 45 degrees; left and right miter stops at 0, 15, 22.5, 31.6 and 45 degrees.
- Includes hold-down clamp and 40-tooth carbide-tipped blade. Wt. 52.75 lbs. ●

009-21239

## PRECISION CUTS designed for both speed & accuracy

Catalog/Online EXCLUSIVE

### K. 909 10-Inch 15-amp Dual-Bevel Miter Saw with Laser Guide

- Laser guide for accurate cuts.
- Dual bevel and miter cuts 0 to 45° left and right.
- Adjustable cut depth, spindle lock, dust extraction port and carbide tipped blade. Wt. 47.4 lbs. ●

009-80817

### 8 1/2-Inch 10.5-amp Compound Miter Saw with Laser Guide

009-80818 Wt. 13.6 lbs. ●


### L. 909 14-Inch 15-amp Chop Saw

- Designed for stability and ease of use.
- Features heavy-duty rubber feet, lock-down facility, lock-off button, spindle lock and quick-release 8-in. vise.
- Pivoting fence offers 0 to 45° left and right angle cuts. Wt. 42.7 lbs. ▼

009-80819

## MAGNESIUM CASTINGS FOR DURABILITY

# 909



\*Among products in a consumer class.

▼ Accessories, props, not included.

● See page 134a for laser use and precautions.

PanAmericanDistribution.com

Email: panamericandistribution@gmail.com

bench power

**CRAFTSMAN**  
PROFESSIONAL

**CRAFTSMAN**



**SPRING-LOADED STAND**

**FOLD TO STOW AWAY, SET UP IN SECONDS**



# JOBSITE AND SHOP

Craftsman®, Craftsman Professional®, Bosch® & Evolution®

**D**  
**6-INCH**  
**INCLUDES CASE**



Catalog/Online EXCLUSIVE  
**D. Craftsman 6-Inch Cutoff Saw**  
 • Quickly cuts conduit, steel pipe, drywall studs, PVC and rebar up to 2-in. round stock.  
 • 3.5-amp motor with 6-in. abrasive wheel; head lock-down chain and handle for portability; 7500 rpm (no load).  
 • Includes case. Imported. Warranted.\* Wt. 12 lbs.  
 009-26850

**E**  
**14-INCH**



**E. Craftsman 14-Inch Abrasive Chop Saw with Laser Guide**  
 • Powerful 15-amp motor delivers clean, precise cuts for heavy-duty jobs.  
 • Laser guide ensures accuracy; quick-release vise swivels 45 degrees; cast iron base.  
 • Includes adjusting extension. Wt. 50 lbs.\*  
 009-21289

**F**  
**14-INCH**

**SEE VIDEO**  
at sears.com/shoptools



Catalog/Online EXCLUSIVE  
**F. Evolution® Rage2 14-Inch TCT Multipurpose Chop Saw**  
 • Featuring patented RAGE® technology, utilizing a TCT blade rather than an abrasive wheel.  
 • Cuts steel, aluminum and wood with a single blade.  
 • Delivers up to 1000 cuts in 1/4-in. mild steel before a replacement blade is needed.  
 • Comes with Rage2 blade and hex keys. Warranted.\* Wt. 61 lbs.  
 009-61252

# MULTIPLE APPLICATIONS

PanAmericanDistribution.com

Email: panamericandistribution@gmail.com

## E. Craftsman 20-Gallon 6.5-Peak HP Wet/Dry Vac

- Includes vac, car nozzle, utility nozzle and wet nozzle.
- Two 2 1/2-in. extension wands, dust bag, hose, muffler/diffuser, filter, casters and caster feet. Wt. 32 lbs.

009-17762

## G. Craftsman 5-Gallon 5-Peak HP Wall Vac

- Includes vac, car nozzle, utility nozzle, crevice tool, dusting brush and muffler/diffuser.
- Two 1 7/8-in. extension wands, two hoses, vac mount, filter and accessory bin. Wt. 25 lbs.

009-17925

## 16-Gallon 6-Peak HP Wet/Dry Vac

009-17761 Wt. 27 lbs.

## 12-Gallon 5-Peak HP Wet/Dry Vac

009-17765 Wt. 27 lbs.

Get the

## F. new Craftsman 12-Gallon 5-Peak HP Wet/Dry Vac with Detachable Blower

- Includes detachable blower; delivers up to 175 mph air speed.
- Large on/off switch; 8 accessories. Wt. 27 lbs.

009-17557

## 16-Gallon 6.5-Peak HP Wet/Dry Vac with Detachable Blower

009-17066 Wt. 32 lbs.

## H. new Craftsman 4-Gallon 5-Peak HP Portable Wet/Dry Vac

- Lightweight to carry anywhere.
- Includes hose, extension wands, crevice tool and more. Wt. 16.9 lbs.

009-17612

## CRAFTSMAN ADVANCED & SPECIALTY VACS

- Most versatile.
- Excellent for woodworking, construction, garage and yard clean-up.



5-GALLON

F new 12-GALLON



20-GALLON

new 4-GALLON

CRAFTSMAN®

## 1 7/8-INCH KIT



## P. Craftsman 1 7/8-Inch Accessory Kit

- Fits most Craftsman vacs with a 1 7/8-in. hose.
- 2 extension wands, utility nozzle, car nozzle, crevice tool and dusting brush.

009-16998

## 2 1/2-INCH KIT



## Q. Craftsman 2 1/2-Inch Accessory Kit

- Fits most Craftsman vacs with a 2 1/2-in. hose.
- 2 extension wands, wet & dry nozzles, crevice tool and dusting brush. Wt. 3.7 lbs.

009-16919

## HEAVY-DUTY KIT



## R. Craftsman Heavy-Duty Accessory Kit

- Fits most Craftsman vacs.
- 1 7/8 & 2 1/2-in. adapters; floor tool with squeegee.
- 2 extension wands, claw nozzle, crevice tool and dusting brush. Wt. 5.4 lbs.

009-17833

## QWIK LOCK FILTERS FOR EASIER CHANGES



## S. Craftsman Hepa Material Replacement Filter

- 99% efficiency for particles down to 0.3 micron.
- For use with 5-gal. and larger vacs made 1988 and after. Wt. 0.92 lb.

009-17912



## T. Craftsman Fine Dust Replacement Filter Wt. 0.75 lb.

009-17907



## U. Craftsman Red Stripe General Purpose Replacement Filter Wt. 0.7 lb.

009-17816

## V. Craftsman Wet Application Vac Filter Wt. 0.9 lb.

009-17292

PanAmericanDistribution.com

shopyourway  
rewards

Email: panamericandistribution@gmail.com  
join now. earn today. it's free.

wet/dry vacs

**A. Craftsman Professional® 10-Inch Contractor Table Saw**  
[PanAmericanDistribution.com](http://PanAmericanDistribution.com)

- Powerful saw has all the features of a full-size table saw, plus a telescoping handle and 6-in. wheels.
  - Includes new tool-less blade guard, separate riving knife, right sliding table extension, rear outfeed, dust port and more.
  - 10-in., 36-tooth blade, rip fence, push stick, blade wrench, hex key and miter gauge. Warranted.\* Wt. 123 lbs.
- 009-21828

**B. Craftsman Professional 10-Inch, 15-amp Portable Table Saw**

- Easy fold stand for effortless mobility.
  - Sliding front and rear fence rails, plus an oversized miter fence.
  - Includes carbide-tipped blade, push stick, guarding system, anti-kickback pawls, hex keys, miter gauge, rip fence and miter table fence.
  - 8-in. wheels. Wt. 125.7 lbs.
- 009-21829

**C. Craftsman® 10-Inch Job Site Table Saw**

- Spring assisted folding stand moves easily from storage to work site.
  - Die-cast aluminum table with steel extension supports large work pieces; rip capacity up to 24 in.
  - Quick-release, self-aligning fence and adjustable miter gauge on 3/4-in. wide slot facilitates accurate cross/rip cutting up to 24 in.
  - Powerful 15-amp motor handles the toughest hardwoods. Wt. 50 lbs.
- 009-28463



**BOSCH**

Email: [panamericandistribution@gmail.com](mailto:panamericandistribution@gmail.com)



**COLLAPSIBLE FOR EASY STORAGE**

**SAW POWER**  
 saws stand up to the job



**H. Craftsman 10-Inch Contractor Table Saw**

- 1 3/4-hp motor delivers 3550 rpm.
- Heavy-duty cast iron table features stamped steel extensions.
- 10-in. left tilt arbor; dual locking rip fence rides on front and rear aluminum rails; 4-in. dust port.
- 30-in. right and 13-in. left cut capacity.
- Quick-release blade guard system and anti-kickback pawls with 3-position riving knife.
- Includes miter gauge, blade and heavy-duty mobility kit. Wt. 305 lbs.

009-21833



**J. Craftsman Professional 10-Inch Premium Hybrid Table Saw with Granite Table and Extensions**

- Granite table and extensions provide smooth flat surface for accurate cuts 40W x 27D in.
- Includes riving knife and quick-release blade guard system; fold down rear extension table.
- 37 3/8-in. steel rip fence with HPE side panels for accurate cutting.
- 30-in. right and 13-in. left cut capacity. Wt. 485 lbs.

009-22116

[PanAmericanDistribution.com](http://PanAmericanDistribution.com)

*shopyourway*  
**rewards**

Email: [panamericandistribution@gmail.com](mailto:panamericandistribution@gmail.com)  
 join now. earn today. it's free.

**A. new Craftsman®**  
**2.5-Gallon 1.75-Peak HP**  
**Portable Wet/Dry Vac**  
 • Our smallest portable vac.  
 • 4-ft. x 1 1/4-in. hose. Wt. 7.9 lbs.  
 009-17611

**CRAFTSMAN®**  
**BASIC VACS**

- Compact—ideal for quick pick-ups and car cleaning.
- Powerful yet portable.
- Easy to store.

**B. Craftsman 9-Gallon**  
**3.5-Peak HP Wet/Dry Vac**  
 • Includes vac, car nozzle, utility nozzle and wet nozzle.  
 • Two 1 7/8-in. extension wands, hose, filter, casters and caster feet. Wt. 16.1 lbs.  
 009-17967

**A**   
**new**  
**2.5-GALLON**

**9-GALLON**



**6-GALLON**

**C. Craftsman 6-Gallon**  
**2.5-Peak HP Wet/Dry Vac**  
 • Includes vac, car nozzle and utility nozzle.  
 • Two 1 7/8-in. extension wands, hose, filter, casters and caster feet. Wt. 14.9 lbs.  
 009-17965



**CRAFTSMAN**  
**PROFESSIONAL®**  
**HEAVY-DUTY VACS FOR**  
**PROFESSIONAL JOBS**

- Heavy duty—for demanding jobs.
- With more suction power.
- Accessory bag for handy storage.

**D**  
**16-GALLON**

**D. Craftsman Professional®**  
**16-Gallon 6.5-Peak HP Wet/Dry Vac**  
 • Includes vac, car nozzle, utility nozzle and wet nozzle.  
 • Two 2 1/2-in. extension wands, crevice tool, storage bag, pro hose, fine dust filter, wheels and casters. Wt. 38.8 lbs.  
 009-17778

**GUTTER KIT**

**PUMP OUT**

**VAC ACCESSORIES &**  
**CAR CLEANING KITS**



**J. Craftsman Gutter Kit**  
 • Fits most Craftsman vacs with a 2 1/2-in. hose.  
 • Includes gutter nozzle, blower nozzle and two extension wands. Wt. 3.3 lbs.  
 009-16935



**K. Craftsman Pump Out**  
 • Attaches to most vacs with a drain.  
 • Wt. 4.4 lbs.  
 009-16952



**L. Craftsman 5-Piece Car Cleaning Kit**  
 • Fits most Craftsman vacs.  
 • 1 1/4-in. x 11-ft. hose, car nozzle, crevice tool, dusting brush and connector. Wt. 3.2 lbs.  
 009-16994



**M. Craftsman Professional 10-Foot Hose**  
 • Fits 2 1/2-in. and 1 7/8-in. accessories.  
 • Four times more durable than the standard hose. Wt. 4 lbs.  
 009-16932



**N. Craftsman 5-Piece Deluxe Car Cleaning Kit**  
 • Fits most Craftsman vacs.  
 • Includes claw nozzle, 1 1/4-in. x 10-ft. hose, connector, soft and stiff dusting brushes, and crevice tool. Wt. 3.9 lbs.  
 009-16989

# MULTIPLE APPLICATIONS

PanAmericanDistribution.com

Email: panamericandistribution@gmail.com

## E. Craftsman 20-Gallon 6.5-Peak HP Wet/Dry Vac

- Includes vac, car nozzle, utility nozzle and wet nozzle.
- Two 2 1/2-in. extension wands, dust bag, hose, muffler/diffuser, filter, casters and caster feet. Wt. 32 lbs.

009-17762

## 16-Gallon 6-Peak HP Wet/Dry Vac

009-17761 Wt. 27 lbs.

## 12-Gallon 5-Peak HP Wet/Dry Vac

009-17765 Wt. 27 lbs.

Get the

## F. new Craftsman 12-Gallon 5-Peak HP Wet/Dry Vac with Detachable Blower

- Includes detachable blower; delivers up to 175 mph air speed.
- Large on/off switch; 8 accessories. Wt. 27 lbs.

009-17557

## 16-Gallon 6.5-Peak HP Wet/Dry Vac with Detachable Blower

009-17066 Wt. 32 lbs.

## G. Craftsman 5-Gallon 5-Peak HP Wall Vac

- Includes vac, car nozzle, utility nozzle, crevice tool, dusting brush and muffler/diffuser.
- Two 1 7/8-in. extension wands, two hoses, vac mount, filter and accessory bin. Wt. 25 lbs.

009-17925

## H. new Craftsman 4-Gallon 5-Peak HP Portable Wet/Dry Vac

- Lightweight to carry anywhere.
- Includes hose, extension wands, crevice tool and more. Wt. 16.9 lbs.

009-17612

## CRAFTSMAN ADVANCED & SPECIALTY VACS

- Most versatile.
- Excellent for woodworking, construction, garage and yard clean-up.



## H new 4-GALLON



E 20-GALLON

## F new 12-GALLON



5-GALLON

**CRAFTSMAN**<sup>®</sup>

## 1 7/8-INCH KIT



## P. Craftsman 1 7/8-Inch Accessory Kit

- Fits most Craftsman vacs with a 1 7/8-in. hose.
- 2 extension wands, utility nozzle, car nozzle, crevice tool and dusting brush.

009-16998

## 2 1/2-INCH KIT



## Q. Craftsman 2 1/2-Inch Accessory Kit

- Fits most Craftsman vacs with a 2 1/2-in. hose.
- 2 extension wands, wet & dry nozzles, crevice tool and dusting brush. Wt. 3.7 lbs.

009-16919

## HEAVY-DUTY KIT



## R. Craftsman Heavy-Duty Accessory Kit

- Fits most Craftsman vacs.
- 1 7/8 & 2 1/2-in. adapters; floor tool with squeegee.
- 2 extension wands, claw nozzle, crevice tool and dusting brush. Wt. 5.4 lbs.

009-17833

## QWIK LOCK FILTERS FOR EASIER CHANGES



T. Craftsman Fine Dust Replacement Filter Wt. 0.75 lb. 009-17907

U. Craftsman Red Stripe General Purpose Replacement Filter Wt. 0.7 lb. 009-17816

V. Craftsman Wet Application Vac Filter Wt. 0.9 lb. 009-17292

shopyourway  
rewards

Email: panamericandistribution@gmail.com  
join now. earn today. it's free.

wet/dry vacs

# RIKON POWER TOOLS

Catalog/Online EXCLUSIVE  
**A. RIKON® 1 1/2-hp 14-Inch Deluxe Bandsaw**

- Large, 13-in. re-saw capacity for slicing veneers, book matched projects and more.
  - Hinged blade guard with site window provides easy access for blade changes. Wt. 272 lbs.
- 009-21061N◆

**1-hp 12-Inch Deluxe Bandsaw**  
009-24717N◆ Wt. 188 lbs.

**1-hp 14-Inch Bandsaw**  
009-21059 Wt. 204 lbs.

Catalog/Online EXCLUSIVE  
**B. RIKON® 10-Inch Planer/Jointer**

- 2 1/2-in. diameter cutterhead with 3 knives; 4800 rpm; delivers 14,400 cuts per minute.
- Easily changes to planing mode by simply removing outfeed table. Wt. 160 lbs.

009-24722N◆

**Mobile Base for Planer/Jointer**  
009-24724 Wt. 17 lbs.

Catalog/Online EXCLUSIVE  
**C. RIKON® 12 x 16-Inch Mini Lathe**

- 1/2-hp lathe offers more capacity in less space.
- Features a 12-in. swing and the ability to add one or more extension beds.
- Also features a 12-position index head and easy access speed change. Wt. 95 lbs.

009-80829

**12 x 16-Inch 6-Speed Manual Mini Lathe**  
009-29643◆ Wt. 79 lbs.

**12 x 16-Inch 3-Speed Variable Mini Lathe**  
009-29644◆ Wt. 77 lbs.

Email: [panamericandistribution@gmail.com](mailto:panamericandistribution@gmail.com)  
Bed Extension (only fits 009-80829)  
009-21094 Wt. 30 lbs.

**Lathe Stand**  
009-21096 Wt. 47 lbs.

Catalog/Online EXCLUSIVE  
**D. RIKON® 1 x 30-Inch Belt and 5-Inch Disc Sander**

- 1/3-hp, totally enclosed, fan cooled motor spins disc at 3450 rpm.
- Belt table tilts for chisel sharpening. Wt. 19 lbs.

009-24725

**6 x 48-Inch Belt and 10-Inch Disc Sander**  
009-80828 Wt. 106 lbs.

Catalog/Online EXCLUSIVE  
**E. RIKON® 10-Inch Bandsaw with Fence**

- Bench unit cuts material 9 5/8W x 4 5/8H in.
- 12 1/2W x 13 3/4D cast iron table.
- 1/3-hp motor delivers 2780 fpm.
- With rip fence and 1/4-in. blade. Wt. 75.2 lbs.

009-81490

Catalog/Online EXCLUSIVE  
**F. RIKON® 34-Inch Bench Radial Drill Press**

- Designed to allow the head to move horizontally, using a rack and pinion.
- Features a 1/3-hp motor, 5/8-in. chuck, and head tilt of 45° right and 90° left.
- 5 speeds with a range of 620–3100 rpm; head adjusts to drill different board widths. Wt. 92 lbs.

009-80831

**34-Inch Radial Drill Press Floor Model**  
009-80830 Wt. 135 lbs.

# QUALITY BRAND NAME BENCH

Rikon®, Fein®, MK® and Sheppach®



**DUST-FREE SANDING**



Sears  
**BLUE  
TOOL  
CREW**

**Don't settle for the standard. Call now!**

**1-877-4BLUCRW**  
Expert tool tips and advice from people who know tools.

Catalog/Online EXCLUSIVE  
**G. Fein® Turbo III 14 1/2-Gallon Auto-Start Dust-Free Wet/Dry Vac**

- One of the quietest vacs on the market, designed for continuous industrial use.
- Simply plug tool into mounted outlet and the automatic on/off switch activates vac when tool is turned on.
- Includes 16-ft. cord, 10-ft. 2 1/4-in. hose, hose adapter and 5-micron cloth filter. Wt. 36 lbs.

009-82752

**Turbo I 6-Gallon Auto-Start Dust-Free Wet/Dry Vac**  
009-82750 Wt. 17.75 lbs.

**Turbo II 9-Gallon Auto-Start Dust-Free Wet/Dry Vac**  
009-82751 Wt. 28.6 lbs.

Catalog/Online EXCLUSIVE  
**H. Fein® 8-Inch Dust-Free Random Orbit Sander**

- A real advancement in sanding technology, featuring a 98% effective dust extraction system for cleaner operation and more even finishing.
- "True" orbit design features orbiting motion created by ball bearings mounted on weighted eccentric shaft; delivers 900–7000 rpm with a 5/16-in. stroke.
- Adapts for left- or right-handed operation. Wt. 7.75 lbs.

009-82755

**6-Inch Random Orbit Sander**  
009-82756 Wt. 3.7 lbs.



+

Catalog/Online EXCLUSIVE  
**J. MK® 4 1/2-Inch Benchtop Saw**  
 • Rips ceramic and stone tiles up to 12-in.; immersion blade cooling system requires no pump.  
 • Built-in 45° miter table; 45° rip guide for diagonal cuts.  
 • Internal cord storage. Wt. 12.5 lbs.  
 009-02859

Catalog/Online EXCLUSIVE  
**K. MK® 4-Inch Wet Tile Saw**  
 • Suitable for cutting tile, brick, block, concrete, stucco, and fiber cement siding.  
 • Water hose attachment for wet cutting.  
 • Kit includes 4-in. wet/dry diamond blade, case, 8-ft. water hose and wrenches. Wt. 7 lbs.  
 009-27687



+

Catalog/Online EXCLUSIVE  
**L. MK® 370-EXP 7-Inch Tile Saw with Blade and Stand**  
 • Maintenance free, self-lubricating pinion and gear box assembly.  
 • Tilting head allows for precise 45° miter cuts; variable-height cutting head allows for plunge cutting.  
 • Features hinged blade guard, reinforced zinc-plated steel frame, 7-in. wet cutting diamond blade, submersible water pump, adjustable rip guide and MK® Safeswitch™.  
 Wt. 30 lbs.  
 009-26728

**1/2-hp Wet Cutting Tile Saw**  
 009-28105 Wt. 15 lbs.

**1 1/4-hp Wet Cutting Tile Saw**  
 009-27697 Wt. 30 lbs.



+

Catalog/Online EXCLUSIVE  
**M. MK® Diamond 4 1/2-Inch Wet/Dry Cutting Tile Blade**  
 • Continuous rim wet cutting blade for cutting tile, marble and granite; cuts 70 times longer than abrasive blades.  
 • For 4-in. tile saws. Wt. 0.29 lb.  
 009-32093

**N. MK® Diamond 4 1/2-Inch Wet Cutting Tile Blade**  
 Wt. 0.3 lb.  
 009-32091

**P. MK® Diamond 7-Inch Wet Cutting Tile Blade**  
 Wt. 0.6 lb.  
 009-32090



+

bench power

# POWER TOOLS

brands deliver



Catalog/Online EXCLUSIVE  
**Q. Scheppach® Grinder and Finishing Sander**  
 • Vibration-free and quiet; balanced shaft operates on precision ball bearings.  
 • Includes disc honing device, cooling tank and flexible work lamp. Wt. 25 lbs.  
 009-80778

Catalog/Online EXCLUSIVE  
**R. Scheppach® Belt and Disc Sander**  
 • Two effective sanding tools in one unit.  
 • Miter attachment can be set to any angle up to 45°. Wt. 56 lbs.  
 009-80777

Catalog/Online EXCLUSIVE  
**S. Scheppach® Dust Collector**  
 • Portable, 13 1/4-gallon capacity; includes multiple adapters for use with all woodworking power tools.  
 • 15 3/4W x 27 1/2H in. Wt. 31 lbs.  
 009-81407



+


+



DESIGNED FOR WOOD DUST EXTRACTION

+

SEE VIDEO at sears.com/shoptools



includes accessories

# HEAVY-DUTY POWER TOOLS



5 X 6-INCH CUTS METAL



THREE SPEEDS; VISE JAWS SWIVEL UP TO 45 DEGREES

Catalog/Online EXCLUSIVE  
**A. Craftsman® 5 x 6-Inch Horizontal Metal Cutting Band Saw**  
 • Cut ferrous and non-ferrous metals, as well as steel pipe, angle iron, conduit, brass, aluminum and copper—up to 5-in. diameter or 4 1/2 x 6-in. rectangle—with this versatile saw.  
 • 1/3-hp motor offers three speeds: 80/120/200 fpm.  
 • Shuts off automatically after cut; includes 64 1/2 x 1/2-in. blade.  
 Warranted.\* Wt. 112 lbs.  
 009-21414N◆



10-INCH

**B. Craftsman 10-Inch Band Saw**  
 Saws cuts any wood easily with 1/8 to 1/2-in. blades, 9 5/8-in. throat and 4 5/8-in. cutting height.  
 • Features blade tension adjustment and upper and lower blade bearing guides to reduce friction.  
 Includes blade and wheel cleaning brush. Wt. 73 lbs.  
 009-21400N◆

**9-Inch Band Saw**  
 009-21419 Wt. 51 lbs.



12-INCH

**C. Craftsman 12-inch Band Saw**  
 • Features steel frame with cast iron table; built-in dust port for attaching wet/dry vacs; fence and blade bearing guides.  
 • Powerful 3/4-hp motor delivers cutting speeds of 1450 and 3000 fpm.  
 • Extra-large cutting capacity; cuts wood up to 7-in. thick and 12-in. wide.  
 • Micro-adjustable ball-bearing guides, light, blade tracking window, blade tension gauge and 9-spoke wheels; uses 89 1/2-in. blades; includes open stand. Wt. 167 lbs.  
 009-22400N◆

## PLANER



**D. Craftsman Professional 15-amp, 13-Inch Planer**  
 • Solid construction with granite table and auto-feed rate of 26 fpm.  
 • Delivers 10,000 rpm for 30,000 cpm.  
 • Features 8 preset depth gauge positions, reversible dust port, and 3 reversible HSS blades.  
 Wt. 101 lbs.  
 009-21748

## JOINTER/PLANER



**E. Craftsman Professional 6 1/8-Inch Jointer/Planer**  
 • Powerful 1 1/2-hp continuous-duty motor; cuts up to 1/8-in. deep with 3-blade cutterhead.  
 • 1/2-inch deep rabbeting; cast iron fence tilts 45 degrees inward and outward for bevel and chamfer cuts.  
 • 4-in. diameter exhaust port, industrial-style push-button switch, two push blocks and enclosed stand. Wt. 243 lbs.  
 009-21705

## SCROLL SAW



**F. Craftsman 16-Inch Variable-Speed Scroll Saw**  
 • Cast iron table minimizes vibration; allows left-tilt, 45-degree bevel cuts.  
 • Variable speeds of 400 to 1600 spm; cuts up to 2 in. at 90 degrees and up to 1 in. at 45 degrees.  
 • Adjustable blower keeps work area clear; built-in 1 1/4-inch vacuum port; takes 5-in. pinned and plain-end blades. Wt. 35 lbs.  
 009-21602

## 18-INCH WITH FOOT PEDAL



**G. Craftsman 18-Inch Scroll Saw**  
 • On/off foot pedal; 18-in. throat depth for more versatility on larger projects.  
 • Offers variable speeds of 0 to 1700 spm; bevels 45 degrees left and 5 degrees right.  
 • Removable throat plate; tool-less blade change; up-front, top-mounted controls; two pin type and three plain-end blades. Wt. 35.5 lbs.  
 009-21609



10-INCH

**H. Craftsman 10-Inch Bench Drill Press with Laser Trac® System**

- Powerful 6-amp motor; Laser Trac feature ensures accuracy.
- Precision 1/2-in. chuck for drilling in wood/metal and sanding operations.
- Five speed settings from 620 to 3100 rpm.
- Cast iron work table measures 7 5/8 x 6 1/2 in. Wt. 54.68 lbs. ♦

009-21900



J

DIGITAL READ-OUT

12-INCH



**J. Craftsman Digital 12-Inch Bench Top Laser Trac® System Drill Press**

- Digital depth readout and laser guide for accuracy.
- Adjustable fence and rack-and-pinion height adjustments.
- Five spindle speeds, swivel knob, 1/2-in. chuck and an adjustable LED worklight.
- Warranted.\* Wt. 97.1 lbs. ♦

009-21914

**15-Inch Stationary Laser Drill Press**

009-22900N ♦ Wt. 174 lbs. ♦

**K. Craftsman Professional 20-Inch Stationary Drill Press**

- Industrial-quality drill features 1-hp continuous-duty motor, delivering 150 to 2200 rpm.
- Cast iron head and production table, push-button switch, and external depth stop with quick-change nut.
- Nine spindle speeds, 3/4-in. capacity keyed chuck and worklight. Warranted.\* Wt. 324 lbs. 009-22902N ♦

**17-Inch Stationary Laser Drill Press**

009-22901N ♦ Wt. 206 lbs. ♦



20-INCH

**CRAFTSMAN**  
PROFESSIONAL

bench power



**L. Craftsman 3-Piece Mini Turning Set**

- Excellent for turning pens.
- 8-mm spindle gouge, 1/2-in. skew chisel and 1/16-in. parting tool.
- Storage box. Wt. 1.2 lbs. 009-29818



**M. Craftsman 6-Piece Turning Tool Set with Wooden Storage Case**

- Comfortable handles for balance and control.
- Finely polished blades forged from high-speed steel—stay sharp six times longer than carbon steel blades. Wt. 5.5 lbs. 009-28596



**N. Craftsman Mini Lathe**

- Offers a 12-in. spindle capacity with 4-in. bowl-turning capacity.
- 1.2-amp, three-speed lathe turns at 1350, 2250 and 3500 rpm (no-load) for rough to fine finishing.
- Includes eye shield, 2 1/2-in. face plate, wrench, tool rest, spur center, bearing center and pen mandrel. Wt. 17 lbs. 009-22106



**P. Craftsman Midi Lathe**

- 1/2-hp, six-speed lathe features a continuous-duty motor that delivers 650 to 4000 rpm.
- 9 1/2-in. swing over tool rest base, 12-in. swing over bed and 12 indexing positions (30° apart) for intricate carving. Wt. 96 lbs. 009-21752

\*Warranted, see page 134a.  
♦ See "N" suffix note on page 134a.  
♦ See page 134a for laser use and precautions.

